

GENERAL CATALOGUE



Worldwide Fitness Company



DESIGN
& MADE
INITALY

MADE IN ITALY

PANATTA È LA PIÙ LONGEVA AZIENDA ITALIANA NEL SETTORE DEL FITNESS, UNICA A REALIZZARE MACCHINARI COMPLETAMENTE MADE IN ITALY.

NATA 5 DECENNI FA DALLA PASSIONE DI RUDY PANATTA, L'AZIENDA FONDA LE PROPRIE RADICI NELLE ORIGINI DELLA CULTURA FISICA.

IL SUCCESSO DEL BRAND PANATTA NEL MONDO È STATO POSSIBILE GRAZIE AL TOTALE CONTROLLO DEL CICLO DI SVILUPPO E DEL PROCESSO PRODUTTIVO DI OGNI SINGOLO MACCHINARIO, LE CUI FASI SI SVOLGONO TUTTE ALL'INTERNO DELL'AZIENDA. L'AZIENDA SI SVILUPPA SU OLTRE 20.000 m² COPERTI DI STABILIMENTI DI PROPRIETÀ SITUATI NEL CUORE DELLA REGIONE MARCHE.

HEADQUARTER

- Sede legale e amministrativa
- Direzione commerciale e marketing
- Showroom di oltre 1200 m² con più di 220 macchinari da poter visionare e provare
- Progettazione e sviluppo formata da un team di ingegneri e designer
- Sede operativa assistenza e spedizione ricambi

STABILIMENTI PRODUTTIVI

- Officina prototipazione
- Laboratorio test e collaudi
- Reparto meccanica dotato di oltre 16 postazioni di saldatura manuale, robot di saldatura tridimensionale a 10 assi e centri di lavoro a controllo numerico
- Centro automatizzato di produzione dei mattoni contrappesi comprensivo di taglio, foratura e lavorazioni di finitura (1 mattone ogni 38 secondi)
- Reparto stampaggio poliuretano con doppio impianto per produzione flessibile (imbottiture) e integrale (pedane, cloche, ecc.)
- Impianto di verniciatura a polvere in linea: sabbiatrice per la pulizia dei pezzi, 3 cabine di verniciatura con impianto robotizzato, forno di cottura e trascinatore aereo lungo 250 m che consegna il prodotto finito direttamente al reparto assemblaggio. Impianto operativo su più turni di lavoro
- Reparti montaggio isotonico e cardio fitness
- Controllo qualità e collaudo finale di ogni singolo prodotto realizzato
- Sede logistica e spedizione merce con sistema di imballaggio robotizzato

CHI SCEGLIE IL BRAND PANATTA SPOSA UNA STORIA, UNA TRADIZIONE, UN'ECCellenza BIOMECCANICA E UNA QUALITÀ SENZA PARAGONI.



Worldwide Fitness Company

**5 DECADES OF HISTORY
THE SAME COMPANY
PROPERTY OVER
THE YEARS**

**5 DECADI DI STORIA
SEMPRE LA STESSA
ED UNICA PROPRIETÀ**

DESIGN
& MADE
IN ITALY

PANATTA HEADQUARTER ITALY

DESIGN & MADE IN ITALY



CERTIFICATIONS





PANATTA SHOWROOM ITALY - 1500 sqm

WIDEST VARIETY OF EQUIPMENT DISPLAYED/ MORE THAN 220 UNITS



CERTIFICATIONS



GENERAL CATALOGUE

CARDIO

8

PININFARINA
TOUCH
LED PLUS

10

18

FENIX
TOUCH
LED PLUS
ECOCLIMBER

24

32

40

STRENGTH

42

MONOLITH
FIT EVO (machines / benches)
SEC (machines / benches)
FREWEIGHT HP (machines / benches)
ACCESSORIES

46

60

88

108

132

FUNCTIONAL

142

DFC – DYNAMIC FUNCTIONAL CAGE
INSIDE
DUAL ADJUSTABLE PULLEY

142

156

162

FLEXIBILITY

168

STRETCHING BENCHES

168

KIDS SYSTEM

172

KIDS SYSTEM

172

GROUP ACTIVITIES

178

RACE WALKER
AEROBIC

178

182

INTERIOR DESIGN

186

INTERIOR

186

SERVICES / REFERENCES

192

MARKETING SUPPORT / AFTER SALES
SERVICES / LAY OUT / REFERENCES

ATELIER

210

PANATTA CARDIO FITNESS MAIN FEATURES

DESIGN AND MADE IN ITALY

THE PANATTA CARDIO FITNESS IS A PERFECT COMBINATION OF SHAPE AND TECHNOLOGY, BEAUTY AND FUNCTIONALITY. 100% MADE IN ITALY.

MAXIMUM CUSTOMIZATION.

THE BEST QUALITY/PRICE RATIO

MAXIMUM FUNCTIONALITY WITH A VALUE FOR MONEY THAT ONLY PANATTA CAN OFFER.

AUTROLUBRICATION

FOR THE CARDIO LINES PANATTA CHOOSES MATERIALS FROM THE AUTOMOTIVE WORLD AND INTRODUCED AN AUTOMATIC LUBRICATION SYSTEM THAT SAVES UP TO € 1.000 IN THE FIRST THREE YEARS OF RUNNER MAINTENANCE.

PROFESSIONAL AND USER FRIENDLY

TRAINING PROGRAMS SUITED FOR EVERY USER, FROM THE ENTRY-LEVEL TO THE PROFESSIONALS OF DIFFERENT SPORTS. GRAPHIC INTERFACE USER FRIENDLY, INTUITIVE AND MODERN.





pininfarina

Worldwide Fitness Company

PININFARINA CARDIO TOUCH

La linea cardiofitness che ha fatto invecchiare di 10 anni tutta la concorrenza. La più copiata! Un nome leggendario per tutti gli amanti delle auto sportive portavoce di uno stile inconfondibile nel mondo, firma la nuova linea di macchine Panatta. Un nuovo cardiofitness che coniuga il perfetto incontro tra forma e tecnologia, tra bellezza e funzionalità.

The cardio fitness line that has aged the keen competition of 10 years. The most imitated! A legendary name in the world of sports cars and the envoy of an unmistakable style throughout the world has designed the new line of panatta cardio fitness machines. A new concept in cardio fitness that represents the perfect union of form and technology, beauty and functionality.

n° machines: 4

Find more



Panatta Plus
Connection



FR. La ligne cardiofitness qui a fait vieillir de 10 ans toutes les autres. La plus copiée! Un nom légendaire pour tous les amoureux des voitures de sport, chef de file d'un style unique au monde, signe la nouvelle ligne de machines cardio fitness Panatta. Une nouvelle machine cardio fitness qui concilie l'alliance parfaite entre forme et technologie, entre beauté et fonctionnalité.

ES. La línea cardio-fitness que ha echo envejecer de 10 años todas las demás líneas de la competencia. La más copiada! Un nombre legendario para todos los amantes de los coches deportivos, portavoz de un estilo inconfundible en el mundo, firma la nueva línea de máquinas cardiofitness Panatta. Un nuevo cardiofitness que conjuga la combinación perfecta entre forma y tecnología y entre belleza y funcionalidad.

DE. Die cardiofitness-linie hat gegenüber der Konkurrenz einen Vorsprung von 10 Jahren geschaffen. Sie ist die meistkopierte Linie! Der für alle Liebhaber sportlicher Automobile legendäre Name, Ausdruck eines weltweit unverwechselbaren Stils, zeichnet verantwortlich für die neue Linie der Kardiofitness-Maschinen von Panatta. Eine neue Kardiofitness, perfekte Verbindung von Form und Technologie, Schönheit und Funktionalität.

RU. Линия для кардиотренировок, которая отодвинула назад на 10 лет всех конкурентов. самая копируемая другими производителями! Легендарное имя для всех любителей спортивных машин, синоним уникального в мире стиля, становится лицом новой линии оборудования для занятий кардиофитнесом компании Panatta. Новый вид кардиофитнеса, который прекрасно сочетает в себе форму и технологию, красоту и функциональность.

AR. خط Cardiofitness الذي يسبق المنافسين بـ 10 سنوات. وهو الأكثر تقليداً! اسم لامع بين جميع عشاق السيارات الرياضية. ويعتبر ناطق رسمي باسم طراز مميز في العالم. بحيث قام بوضع نوقبه على التشكيلة الجديدة لماكينات لياقة القلب التي تقوم بصنعها شركة Panatta. لياقة جديدة للقلب. جمع بداخلها لفاء تام ما بين الشكل والتكنولوجيا وما بين الجمال والعملية.

DESIGN
& MADE
INITALY



MULTI-TOUCH SCREEN

DISPLAY HD 15' LED

MAXIMUM BRIGHTNESS AND VISIBILITY OF THE PARAMETERS. A DISPLAY DESIGNED TO LAST FOREVER AND LOWER THE ENERGY CONSUMPTION.

CAPACITIVE MULTI-TOUCH SCREEN

MULTI TOUCH SCREEN, 5 POINTS FOR AN INCREDIBLE EXPERIENCE AND USER INTERACTION.

RELIABILITY

GLASS TOUCH-SCREEN WITH TEMPERED 4 MM THICKNESS, GUARANTEE OF RESISTANCE AGAINST BREAKAGES AND SCRATCHES. INDUSTRIAL COMPONENT FOR A LONG LASTING RELIABILITY OF PROFESSIONAL USE.

IMPERMEABILITY

ASSEMBLY TOUCH SCREEN IN ASEPTIC ENVIRONMENT WITH WATERPROOF GUARANTEE.

RUNNER - TOUCH

1PPT603



ELLIPTICAL - TOUCH

1PPT604



| | | | | | | | | | | | | | |
|--------------------|---------------|-------------------------|------------------|---------------------|-----------------------|----------------------------|-------------------|--|---------------------|--|-------------------------|--|---------------|
| | Touch Screen | | Design | | Automatic Lubrication | | Training Programs | | Rapid Touch Control | | Panatta Plus Connection | | Energy Saving |
| Inclination | 0-15% | Machine Weight | 227 kg | Engine Power (peak) | 7 HP | Internet Connection | Yes | | | | | | |
| Speed | 0,5/25 Km/h | Treadmill surface (LxW) | 155x52 cm | Max. absorbed power | 2300 VA | TV: DVB-T/T2, H.264, IPTV* | standard | | | | | | |
| Dimensions (LxWxH) | 231x98x152 cm | Power Supply | 230 VAC 50/60 Hz | Warranty frame | 7 years | TV: DVB-C, ATSC | optional | | | | | | |

| | | | | | | | | | | | |
|--------------------|---------------|---------------------|--------|-------------------|----------------------|----------------------------|---------------------|--|-------------------------|--|---------------|
| | Touch Screen | | Design | | Training Programs | | Rapid Touch Control | | Panatta Plus Connection | | Energy Saving |
| Difficulty Levels | 32 | Machine Weight | 164 kg | Resistance system | electromagnetic | Warranty frame | 7 years | | | | |
| Resistance | 500 W | Stride Length | 52 cm | Power Supply | 100-230 VAC 50/60 Hz | Internet Connection | Yes | | | | |
| Dimensions (LxWxH) | 230x70x175 cm | Transmission system | belt | Power Consumption | 40 VA | TV: DVB-T/T2, H.264, IPTV* | standard | | | | |
| | | | | | | TV: DVB-C, ATSC | optional | | | | |

BIKE - TOUCH

1PPT601



HORIZONTAL BIKE - TOUCH

1PPT602



| | | | | | | | | | | | |
|--------------------|---------------|---------------------|-----------------|-------------------|----------------------|----------------------------|---------------------|--|-------------------------|--|---------------|
| | Touch Screen | | Design | | Training Programs | | Rapid Touch Control | | Panatta Plus Connection | | Energy Saving |
| Difficulty levels | 32 | Machine Weight | 76 kg | Power Supply | 100-230 VAC 50/60 Hz | Internet Connection | Yes | | | | |
| Resistance | 500 W | Transmission system | belt | Power Consumption | 40 VA | TV: DVB-T/T2, H.264, IPTV* | standard | | | | |
| Dimensions (LxWxH) | 116x55x149 cm | Resistance system | electromagnetic | Warranty frame | 7 years | TV: DVB-C, ATSC | optional | | | | |



| | | | | | | | | | | | |
|--------------------|---------------|---------------------|-----------------|-------------------|----------------------|----------------------------|---------------------|--|-------------------------|--|---------------|
| | Touch Screen | | Design | | Training Programs | | Rapid Touch Control | | Panatta Plus Connection | | Energy Saving |
| Difficulty levels | 32 | Machine Weight | 95 kg | Power Supply | 100-230 VAC 50/60 Hz | Internet Connection | Yes | | | | |
| Resistance | 500 W | Transmission system | belt | Power Consumption | 40 VA | TV: DVB-T/T2, H.264, IPTV* | standard | | | | |
| Dimensions (LxWxH) | 155x66x127 cm | Resistance system | electromagnetic | Warranty frame | 7 years | TV: DVB-C, ATSC | optional | | | | |



pininfarina

Worldwide Fitness Company

PININFARINA LED PLUS

La linea cardiofitness che ha fatto invecchiare di 10 anni tutta la concorrenza. La più copiata! Un nome leggendario per tutti gli amanti delle auto sportive, portavoce di uno stile inconfondibile nel mondo, firma la nuova linea di macchine Panatta. Un nuovo cardiofitness che coniuga il perfetto incontro tra forma e tecnologia, tra bellezza e funzionalità.

The cardio fitness line that has aged the keen competition of 10 years. The most imitated! A legendary name in the world of sports cars and the envoy of an unmistakable style throughout the world has designed the new line of panatta cardio fitness machines. A new concept in cardio fitness that represents the perfect union of form and technology, beauty and functionality.

n° machines: 4

Find more



FR. La ligne cardiofitness qui a fait vieillir de 10 ans toutes les autres. La plus copiée! Un nom légendaire pour tous les amoureux des voitures de sport, chef de file d'un style unique au monde, signe la nouvelle ligne de machines cardio fitness panatta. Une nouvelle machine cardio fitness qui concilie l'alliance parfaite entre forme et technologie, entre beauté et fonctionnalité.

ES. La línea cardio-fitness que ha echo envejecer de 10 años todas las demás líneas de la competencia. La más copiada! Un nombre legendario para todos los amantes de los coches deportivos, portavoz de un estilo inconfundible en el mundo, firma la nueva línea de máquinas cardiofitness panatta. Un nuevo cardiofitness que conjuga la combinación perfecta entre forma y tecnología y entre belleza y funcionalidad.

DE. Die cardiofitness-linie hat gegenüber der konkurrenz einen vorsprung von 10 jahren geschaffen. Sie ist die meistkopierte linie! Der für alle liebhaber sportlicher automobile legendäre name, ausdrück eines weltweit unverwechselbaren stils, zeichnet verantwortlich für die neue linie der kardiofitness-maschinen von panatta. Eine neue kardiofitness, perfekte verbindung von form und technologie, schönheit und funktionalität.

RU. Линия для кардиотренировок, которая отодвинула назад на 10 лет всех конкурентов. Самая копируемая другими производителями! Легендарное имя для всех любителей спортивных машин, синоним уникального в мире стиля, становится лицом новой линии оборудования для занятий кардиофитнесом компании Panatta. Новый вид кардиофитнеса, который прекрасно сочетает в себе Форму и технологию, красоту и функциональность.

AR. خط Cardiofitness الذي يسبق المنافسين بـ 10 سنوات. وهو الأكثر تقليداً! اسم لامع بين جميع عشاق السيارات الرياضية. ويعتبر ناطقاً رسمياً باسم طراز مميز في العالم. بحيث قام بوضع توقيعه على التشكيلة الجديدة لماكينات لياقة القلب التي تقوم بصنعها شركة Panatta. لياقة جديدة للقلب. جمع بداخلها لفاء تام ما بين الشكل والتكنولوجيا وما بين الجمال والعملية.

DESIGN
& MADE
INITALY

RUNNER - LED PLUS

LED PLUS - 1PP103



ELLIPTICAL - LED PLUS

LED PLUS POWERED - 1PP104
LED PLUS SELF POWERED - 1PP104A




| | | | | | | | | | |
|--------------------|---------------|-------------------------|-----------------------|---------------------|-------------------|---------------------|---------------------|--|------------------|
| | Design | | Automatic Lubrication | | Training Programs | | Rapid Touch Control | | ES Energy Saving |
| Inclination | 0-15% | Machine Weight | 227 kg | Power Supply | 230 VAC 50/60 Hz | Max. absorbed power | 2300 VA | | |
| Speed | 0,5/20 Km/h | Treadmill surface (LxW) | 155x52 cm | Engine Power (peak) | 5 HP | Warranty frame | 7 years | | |
| Dimensions (LxWxH) | 231x98x152 cm | | | | | | | | |

| | | | | | | | |
|--------------------|---------------|---------------------|-------------------|-----------------------------|----------------------|----------------|------------------|
| | Design | | Training Programs | | Rapid Touch Control | | ES Energy Saving |
| Difficulty level | 1-16 | Machine Weight | 164 kg | Resistance system | electromagnetic | Warranty frame | 7 years |
| Resistance | 500 W | Stride Length | 52 cm | Power Supply (Powered) | 100-230 VAC 50/60 Hz | | |
| Dimensions (LxWxH) | 230x70x175 cm | Transmission system | belt | Power Consumption (Powered) | 50 VA | | |

BIKE - LED PLUS


LED PLUS POWERED - 1PP101
LED PLUS SELF POWERED - 1PP101A



| | | | | | | | |
|--------------------|---------------|---------------------|-----------------|-----------------------------|----------------------|----------------|---------|
| Difficulty level | 1-16 | Machine Weight | 76 kg | Power Supply (Powered) | 100-230 VAC 50/60 Hz | Warranty frame | 7 years |
| Resistance | 500 W | Transmission system | belt | Power Consumption (Powered) | 40 VA | | |
| Dimensions (LxWxH) | 116x55x149 cm | Resistance system | electromagnetic | | | | |

HORIZONTAL BIKE - LED PLUS

LED PLUS POWERED - 1PP102
LED PLUS SELF POWERED - 1PP102A



| | | | | | | | |
|--------------------|---------------|---------------------|-----------------|-----------------------------|----------------------|----------------|---------|
| Difficulty level | 1-16 | Machine Weight | 95 kg | Power Supply (Powered) | 100-230 VAC 50/60 Hz | Warranty frame | 7 years |
| Resistance | 500 W | Transmission system | belt | Power Consumption (Powered) | 40 VA | | |
| Dimensions (LxWxH) | 155x66x127 cm | Resistance system | electromagnetic | | | | |



Worldwide Fitness Company



FENIX CARDIO TOUCH

La purezza del design rinasce nell'essenza della tecnologia: forme pulite, interfaccia multi-touch screen con programmi d'allenamento ideali per soddisfare le esigenze di qualsiasi utente. Finalmente con Fenix il vero Made in Italy ad un rapporto qualità/prezzo che solo Panatta può offrire.

The design purity revives into the essence of technology: multi-touch screen interface with training programs suitable to satisfy the needs of every user. At last with Fenix the real Made in Italy with a quality/price ratio that only Panatta can offer.

n° machines: 6

Find more



Panatta Plus
Connection



FR. La pureté du design renaît dans l'essence de la technologie : des formes claires, une interface multi-touch screen avec des programmes d'entraînement pour toute exigence de l'utilisateur. Finalement avec Fenix le vrai Made in Italy à un rapport qualité-prix tel qu'il ne peut être offert que par Panatta même.

ES. La pureza del design renace en la esencia de la tecnología: formas limpias, una interfaz multi-touch screen con programas de entrenamiento para todo tipo de exigencia del usuario. Por fin gracias a Fenix tenemos el verdadero „Made in Italy“ con una relación calidad-precio que sólo Panatta puede ofrecer.

DE. Die Reinheit des Designs wird im Wesen der Technik wiedergeboren: klare Formen, multi-touch screen Benutzeroberfläche mit geeigneten Trainingsprogramme, um den Bedürfnissen aller Benutzer gerecht zu werden. Schließlich erhalten Sie mit Fenix ein echtes Produkt Made in Italy zu einem optimalen Preis-Leistungs-Verhältnis, das nur Panatta anbieten kann.

RU. Чистота дизайна возрождается самой сущностью высоких технологий: чистые линии, multifunctional интерфейс с сенсорным дисплеем с программами тренировок, которые идеально подходят для удовлетворения потребностей любых клиентов. Наконец, благодаря Fenix, появилось настоящее изделие под маркой «Сделано в Италии» (Made in Italy) с отличным соотношением качество/цена, что только компания Panatta может предложить.

AR. تتكامل أناقة التصميم مع جوهر التقنية: أشكال جميلة، واجهة بسيطة وبديهية ببرامج تدريب مناسبة جدا لتلبي احتياجات أي مستخدم. وأخير وليس آخرًا، مع Fenix، فخر الصناعة الإيطالية، يتوازن بين الجودة/السعر الذي تستطيع فقط تقديمه Panatta.

DESIGN
& MADE
IN ITALY


RUNNER - TOUCH

1FXT003



ELLIPTICAL - TOUCH

1FXT004



doubletrainer



| | | | | | | | | | | | | | |
|--------------------|---------------|-------------------------|-------------------|---------------------|-----------------------|------------------------|---|----------------|---------------------|----------------------------|-------------------------|-----------------|---------------|
| | Touch Screen | | Design | | Automatic Lubrication | | Training Programs | | Rapid Touch Control | | Panatta Plus Connection | | Energy Saving |
| Inclination | 0-15% | Treadmill surface (LxW) | 155x52 cm | Internet Connection | Yes | Standard frame colour | glossy silver | Speed | 0,5/20 Km/h | Max. absorbed power | 2300 VA | Warranty frame | 7 years |
| Dimensions (LxWxH) | 215x85x145 cm | Power Supply | 2300 VAC 50/60 Hz | Engine Power (peak) | 5 HP | Optional frame colours | graphite, white, yellow, red, green, glossy black, pink, only transparent, gold, orange | Machine Weight | 205 kg | TV: DVB-T/T2, H.264, IPTV* | standard | TV: DVB-C, ATSC | optional |

| | | | | | | | | | | | | | |
|--------------------|---------------|---------------------|--------|---------------------|-------------------|------------------------|---|-------------------|-------------------------|----------------|---------------|----------------------------|----------------------|
| | Touch Screen | | Design | | Training Programs | | Rapid Touch Control | | Panatta Plus Connection | | Energy Saving | | |
| Difficulty levels | 32 | Machine Weight | 140 kg | Resistance system | electromagnetic | Standard frame colour | glossy silver | Resistance | 500 W | Stride Length | 52 cm | Power Supply | 100-230 VAC 50/60 Hz |
| Dimensions (LxWxH) | 220x75x160 cm | Transmission system | belt | Internet Connection | Yes | Optional frame colours | graphite, white, yellow, red, green, glossy black, pink, only transparent, gold, orange | Power Consumption | 40 VA | Warranty frame | 7 years | TV: DVB-T/T2, H.264, IPTV* | standard |

BIKE - TOUCH

1FXT001



HORIZONTAL BIKE - TOUCH

1FXT002



| | | | | | | | | | | | | | | | |
|--------------------|---------------|---------------------|----------------------|---------------------|-------------------|----------------------------|---------------------|-----------------|-------------------------|-------------------|-----------------|----------------|---------|------------------------|---|
| | Touch Screen | | Design | | Training Programs | | Rapid Touch Control | | Panatta Plus Connection | | Energy Saving | | | | |
| Difficulty levels | 32 | Transmission system | belt | Internet Connection | Yes | Standard frame colour | glossy silver | Resistance | 500 W | Resistance system | electromagnetic | Warranty frame | 7 years | Optional frame colours | graphite, white, yellow, red, green, glossy black, pink, only transparent, gold, orange |
| Dimensions (LxWxH) | 125X60x145 cm | Power Supply | 100/230 VAC 50/60 HZ | Power Consumption | 40 VA | TV: DVB-T/T2, H.264, IPTV* | standard | TV: DVB-C, ATSC | optional | | | | | | |

| | | | | | | | | | | | | | | | |
|--------------------|---------------|---------------------|----------------------|---------------------|-------------------|----------------------------|---------------------|-----------------|-------------------------|-------------------|-----------------|----------------|---------|------------------------|---|
| | Touch Screen | | Design | | Training Programs | | Rapid Touch Control | | Panatta Plus Connection | | Energy Saving | | | | |
| Difficulty levels | 32 | Transmission system | belt | Internet Connection | Yes | Standard frame colour | glossy silver | Resistance | 500 W | Resistance system | electromagnetic | Warranty frame | 7 years | Optional frame colours | graphite, white, yellow, red, green, glossy black, pink, only transparent, gold, orange |
| Dimensions (LxWxH) | 155X60x135 cm | Power Supply | 100/230 VAC 50/60 Hz | Power Consumption | 40 VA | TV: DVB-T/T2, H.264, IPTV* | standard | TV: DVB-C, ATSC | optional | | | | | | |

STEP - TOUCH

1FXT005



CLIMBER - TOUCH

1FXT006



THREE STEPS ALWAYS AVAILABLE



| | | | | | | | | | | | |
|--------------------|---------------|----------------------------|------------------|-----------------------|-------------------|------------------------|---|--|-------------------------|--|---------------|
| | Touch Screen | | Design | | Training Programs | | Rapid Touch Control | | Panatta Plus Connection | | Energy Saving |
| Difficulty levels | 32 | Length motion | 40 cm | Internet Connection | Yes | Optional frame colours | graphite, white, yellow, red, green, glossy black, pink, only transparent, gold, orange | | | | |
| Dimensions (LxWxH) | 125X65x175 cm | Type of effort | hydraulics | Warranty frame | 7 years | | | | | | |
| Machine Weight | 90 kg | Power Supply | 230 VAC 50/60 Hz | Power Consumption | 40 VA | | | | | | |
| | | TV: DVB-T/T2, H.264, IPTV* | standard | Standard frame colour | glossy silver | | | | | | |
| | | TV: DVB-C, ATSC | optional | | | | | | | | |

| | | | | | | | | | | | |
|--------------------|---------------|--------------------|------------------------|----------------------------|-------------------|------------------------|--|--|-------------------------|--|---------------|
| | Touch Screen | | Design | | Training Programs | | Rapid Touch Control | | Panatta Plus Connection | | Energy Saving |
| Dimensions (LxWxH) | 145x85x205 cm | Resistance range | 1-32 (progression 0,5) | Internet Connection | Yes | Standard frame colour | glossy silver | | | | |
| Machine Weight | 250 kg | Power Supply | 48 VDC, 5.8 A, 280 W | TV: DVB-T/T2, H.264, IPTV* | standard | Optional frame colours | red, green, glossy black, pink, only transparent, gold, orange | | | | |
| Step (LxWxH) | 27x46x19,5 cm | Power Requirements | 100-240 VAC, 50/60 Hz | TV: DVB-C, ATSC | optional | | | | | | |
| Step-up height | 36 cm | Brake system | electromagnetic | | | | | | | | |
| Speed | 25-175 spm | Transmission | chain-belt | | | | | | | | |



Worldwide Fitness Company



FENIX LED PLUS

La purezza del design rinasce nell'essenza della tecnologia: forme pulite, interfaccia multi-touch screen con programmi d'allenamento ideali per soddisfare le esigenze di qualsiasi utente. Finalmente con Fenix il vero Made in Italy ad un rapporto qualità/prezzo che solo Panatta può offrire.

The design purity revives into the essence of technology: multi-touch screen interface with training programs suitable to satisfy the needs of every user. At last with Fenix the real Made in Italy with a quality/price ratio that only Panatta can offer.

n° machines: 6

Find more



FR. La pureté du design renaît dans l'essence de la technologie : des formes claires, une interface simple et intuitive avec des programmes d'entraînement pour toute exigence de l'utilisateur. Finalement avec Fenix le vrai Made in Italy à un rapport qualité-prix tel qu'il ne peut être offert que par Panatta même.

ES. La pureza del design renace en la esencia de la tecnología : formas limpias, una interfaz sencilla e intuitiva con programas de entrenamiento para todo tipo de exigencia del usuario. Por fin gracias a Fenix tenemos el verdadero Made in Italy con una relación calidad-precio que sólo Panatta puede ofrecer.

DE. Die Reinheit des Designs wird im Wesen der Technik wiedergeboren: klare Formen, einfache und intuitive Benutzeroberfläche mit geeigneten Trainingsprogrammen, um den Bedürfnissen aller Benutzer gerecht zu werden. Schließlich erhalten Sie mit Fenix ein echtes Produkt „Made in Italy“ zu einem optimalen Preis-Leistungs-Verhältnis, das nur Panatta anbieten kann.

RU. Чистота дизайна возрождается самой сущностью высоких технологий: чистые линии, простой и интуитивный интерфейс с программами тренировок, которые идеально подходят для удовлетворения потребностей любых клиентов. Наконец, благодаря Fenix, появилось настоящее изделие под маркой «Сделано в Италии» (Made in Italy) с отличным соотношением качество/цена, что только компания Panatta может предложить.

AR. تتكامل أناقة التصميم مع جوهر التقنية: أشكال جميلة، واجهة بسيطة وبديهية ببرامج تدريب مناسبة جداً لتلبي احتياجات أي مستخدم. وأخير وليس آخرًا، مع Fenix، فخر الصناعة الإيطالية، يتوازن بين الجودة/السعر الذي تستطيع فقط تقديمه Panatta.

DESIGN
& MADE
IN ITALY


RUNNER- LED PLUS

LED PLUS - 1FX103

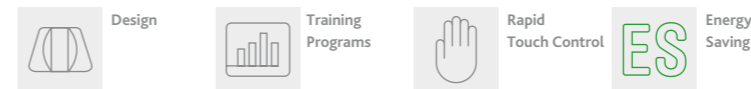


ELLIPTICAL - LED PLUS

LED PLUS SELF POWERED - 1FX104A



| | | | | | | | |
|--------------------|--------------------|-------------------------|------------------|---------------------|---------|------------------------|---|
| Inclination | 0-15% | Power Supply | 230 VAC 50/60 Hz | Max. absorbed power | 2300 VA | Optional frame colours | graphite, white, yellow, red, glossy black, pink, only transparent, green, gold, orange |
| Speed | 0.5/20 km/h (±0.1) | Treadmill surface (LxW) | 155x52 cm | Warranty frame | 7 years | | |
| Dimensions (LxWxH) | 215x85x145 cm | Engine Power (peak) | 5 HP | | | | |
| Machine Weight | 205 kg | | | | | | |



| | | | | | | | |
|--------------------|---------------|---------------------|--------|-------------------|-----------------|------------------------|---|
| Difficulty level | 1-16 | Machine Weight | 140 kg | Resistance system | electromagnetic | Optional frame colours | graphite, white, yellow, red, glossy black, pink, only transparent, green, gold, orange |
| Resistance | 500 W | Stride Length | 52 cm | Power Supply | self powered | | |
| Dimensions (LxWxH) | 220x75x160 cm | Transmission system | belt | Warranty frame | 7 years | | |


BIKE - LED PLUS

LED PLUS SELF POWERED - 1FX101A

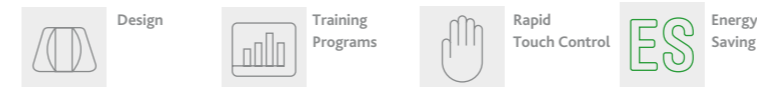


HORIZONTAL BIKE - LED PLUS

LED PLUS SELF POWERED - 1FX102A



| | | | | | | | |
|---------------------------|---------------|----------------------------|-----------------|-----------------------|--------------|-------------------------------|---|
| Difficulty level | 1-16 | Machine Weight | 80 kg | Power Supply | self powered | Optional frame colours | graphite, white, yellow, red, glossy black, pink, only transparent, green, gold, orange |
| Resistance | 500 W | Transmission system | belt | Warranty frame | 7 years | | |
| Dimensions (LxWxH) | 125x60x145 cm | Resistance system | electromagnetic | | | | |



| | | | | | | | |
|---------------------------|---------------|----------------------------|-----------------|-----------------------|--------------|-------------------------------|---|
| Difficulty level | 1-16 | Machine Weight | 85 kg | Power Supply | self powered | Optional frame colours | graphite, white, yellow, red, glossy black, pink, only transparent, green, gold, orange |
| Resistance | 500 W | Transmission system | belt | Warranty frame | 7 years | | |
| Dimensions (LxWxH) | 155x60x135 cm | Resistance system | electromagnetic | | | | |

STEP - LED PLUS

LED PLUS - 1FX105



CLIMBER - LED PLUS

LED PLUS - 1FX106



THREE STEPS ALWAYS AVAILABLE



Design
 Training Programs
 Rapid Touch Control
 Energy Saving

| | | | | | | | |
|--------------------|---------------|---------------|----------------------|----------------|------------|------------------------|---|
| Difficulty level | 1-16 | Length motion | 52 cm | Type of effort | hydraulics | Optional frame colours | graphite, white, yellow, red, glossy black, pink, only transparent, green, gold, orange |
| Dimensions (LxWxH) | 125x65x175 cm | Power Supply | 100-230 VAC 50/60 Hz | Warranty frame | 7 years | | |
| Machine Weight | 90 kg | | | | | | |

Design
 Training Programs
 Rapid Touch Control
 Energy Saving

| | | | | | | | |
|--------------------|---------------|--------------------|-----------------------|----------------------------|----------|------------------------|--|
| Dimensions (LxWxH) | 145x85x205 cm | Resistance range | 1-16 (progression 1) | Internet Connection | Yes | Standard frame colour | glossy silver |
| Machine Weight | 250 kg | Power Supply | 48 VDC, 5.8 A, 280 W | TV: DVB-T/T2, H.264, IPTV* | standard | Optional frame colours | Optional frame colours |
| Step (LxWxH) | 27x46x19,5 cm | Power Requirements | 100-240 VAC, 50/60 Hz | TV: DVB-C, ATSC | optional | | red, green, glossy black, pink, only transparent, gold, orange |
| Step-up height | 36 cm | Brake system | electromagnetic | | | | |
| Speed | 25-175 spm | Transmission | chain-belt | | | | |



Worldwide Fitness Company

ECOCLIMBER PANATTA

Una vera novità nel panorama fitness mondiale!
Un Climber meccanico, senza motore ed Energy Free 100%.
Ideale per un allenamento cardio fitness completo focalizzato su gambe, glutei e polpacci – dove il vero motore sei TU!
Un prodotto versatile e polivalente che può essere inserito nella sala fitness come singolo attrezzo, integrato nelle aree funzionali per rendere l'allenamento cross-functional più completo o utilizzato per allenamenti di gruppo.

A unique product on the world fitness stage!
A mechanic Climber, with no motor and 100% Energy Free. The ideal solution for a full cardio fitness training focused on legs, glutes and calves – With our Ecoclimber, you are the real engine! A versatile and polyvalent product that can be included in the gym as single machine, added to the functional areas to complement cross-functional training or even used in group training.

FR. Une vraie nouveauté dans le panorama mondial du fitness!
Un Climber mécanique, sans moteur et 100% Energy Free.
Idéal pour un entraînement cardio complet axé sur les jambes, fessiers et mollets - où le véritable moteur c'est TOI!
Un produit polyvalent qui peut être inséré dans la salle de fitness comme machine unique, intégré dans les zones fonctionnelles pour rendre l'entraînement cross-functional plus complet ou utilisé pour les circuits de groupe.

ES. Una verdadera novedad en el panorama del fitness mundial!
Un Climber mecánico, sin motor y 100% Energy Free.
La solución ideal para un entrenamiento cardio fitness centrado en piernas, glúteos y pantorrillas-¡Usted va a ser el verdadero motor de esta máquina! Un producto versátil y multifuncional que se puede incluir en el centro fitness como máquina individual, puede integrar las áreas funcionales para completar el entrenamiento cross-functional o incluso ser usado para entrenamientos de grupo.

DE. Ist eine echte Neuheit im globalen Fitnessmarkt! Ein mechanischer Kletterer, ohne Motor und 100% Energiefrei.
Ideal für ein komplettes Cardio-Fitnessstraining mit Schwerpunkt auf Beinen, Gesäß und Waden - wo SIE der wahre Motor sind! Ein vielseitiges Produkt, das im Fitnessraum eingesetzt und in die verschiedenen Übungen integriert werden kann, um das funktionsübergreifende Training zu vervollständigen. Des Weiteren kann es auch im Gruppentraining verwendet wird.

RU. Настоящая новинка в глобальной фитнес-панораме!
Механический лестница - степпер, без мотора и 100% без энергии. Идеально подходит для полной кардио-фитнес-тренировки, ориентированной на ноги, ягодицы и икры - где вы настоящий двигатель! Универсальный и универсальный продукт, который можно вставлять в тренажерный зал как единый инструмент, интегрировать в функциональные зоны, чтобы сделать межфункциональную тренировку более полной или использовать для групповой тренировки.

AR. هي آلة تمارين تسمى آلة التسلق الميكانيكية، بدون محرك و 100% طاقة حرة. هي آلة تمارين تسمى آلة التسلق الميكانيكية، بدون محرك و 100% طاقة حرة. هي آلة تمارين تسمى آلة التسلق الميكانيكية، بدون محرك و 100% طاقة حرة. هي آلة تمارين تسمى آلة التسلق الميكانيكية، بدون محرك و 100% طاقة حرة.

DESIGN
& MADE
INITALY

ECOCLIMBER

ECOCLIMBER - 1CF70



SMARTPHONE/TABLET SUPPORT



THREE STEPS ALWAYS AVAILABLE



Energy Free

| | | | | | | | |
|--------------------|---------------|----------------|---------------|-------------------|--------------|--------------|------------|
| Dimensions (LxWxH) | 145x90x215 cm | Step (LxWxH) | 27x46x19,5 cm | Resistance levels | 6 | Brake system | magnetic |
| Machine Weight | 160 kg | Step-up height | 32,5 cm | Power Supply | not required | Trasmission | chain-belt |

PANATTA STRENGTH LINES MAIN FEATURES

THE ART OF MADE IN ITALY

OUR STRENGTH LINES PERFECTLY EMBODIES PANATTA DNA: CONSTANT RESEARCH OF EXCELLENT BIOMECHANICS, 100% MADE IN ITALY, UNIQUE DESIGN AND EXTREME CARE TO DETAILS. ALL THE STRENGTH LINES ARE CHARACTERIZED BY TAILORED SARTORIAL SUPPLIES BASED ON CUSTOMER REQUIREMENTS. MORE THAN 2000 COLOUR COMBINATIONS.

BIOMECHANICAL UNIQUENESS

PERFECT MACHINES IN THEIR FUNCTIONING AND ERGONOMICS THANKS TO MANY YEARS OF EXPERIENCE AND IN FULL RESPECT OF PANATTA PHILOSOPHY. BIOMECHANICS DERIVED FROM THE EXPERIENCE GOT IN THE DEVELOPMENT OF THE FREE WEIGHT LINE, WHICH RESPONDS TO THE STRICT TRAINING STANDARDS OF THE ATHLETES AND PROFESSIONALS OF THE SECTOR ENSURING MAXIMUM PERFORMANCE RESULTS IN TOTAL SAFETY.

SOLIDITY AND ROBUSTNESS

FRAMES MADE IN ALLOY STEEL FROM 3 TO 10 MM IN THICKNESS ENSURE THE HIGHEST SOLIDITY, STABILITY AND RESISTANCE WITH PARTICULAR FOCUS ON LIGHTNESS.



MORE THAN 250 STRENGTH MACHINES

WITH MORE THAN 250 MACHINES PANATTA OFFERS THE WIDER RANGE OF STRENGTH EQUIPMENTS IN THE FITNESS SECTOR. PANATTA ISOTONIC LINES ARE THE ONLY ONES CAPABLE TO ENSURE HIGH-STANDARD MACHINES FOR A SYSTEMATIC AND EFFICIENT TRAINING OF EACH MUSCLE GROUP. UNIQUE AND PATENTED AT AN INTERNATIONAL LEVEL AND ABLE TO MEET THE NEEDS OF EVERY KIND OF USER.

THE BEST QUALITY / PRICE RATIO

OUR STRENGTH LINES COVER ALL THE RANGES OF INVESTMENT. THE MACHINES PRICES BOAST AN UNRIVALED COMPETITIVENESS IN THE MARKET ALSO IF COMPARED TO USED PRODUCTS. THE BEST FUNCTIONALITY AND PERFORMANCE WITH A VALUE FOR MONEY THAT ONLY PANATTA CAN OFFER.

STRENGTH

MONOLITH

DESIGNED AND MADE IN ITALY - WARRANTY: 10 YEARS
36 Machines

UPPER BODY

Lat Pulldown
Pulley Row
Rowing Machine Circular
Deltoid Press Circular
Lateral Deltoids
Vertical Chest Press Circular
Inclined Chest Press Circular
Pectoral Machine
Dips Press
Curling Machine
Triceps Machine
Alternate Arm Curl
Alternate Arm Extension

CORE

Lower Back
Abdominal Crunch

LOWER BODY

Leg Extension
Leg Curling
Seated Leg Curling
Horizontal Adjustable Leg Press
Abductor Machine
Adductor Machine
Dual Adductor Abductor Machine
Gluteus Machine
Hip Thrust
Calf Hack Machine

MULTIFUNCTIONAL

Cable Crossover
Adjustable Cable Crossover
Cable Station
Adjustable Cable Station
4-Station Multi Gym
Jungle Machine
Jungle Machine + Cable Station with bar
Jungle Machine + Adjustable Cable Station with bar
Jungle Machine + Joint Bar + Jungle Machine
Jungle Machine + Joint Bar + 4-Station Multi Gym
Peck Back

FIT EVO

DESIGNED AND MADE IN ITALY - WARRANTY: 7 YEARS
57 Machines + 22 Benches

UPPER BODY

Lat Pulldown
Lat Pulldown Circular
Pulley Row
Rowing Machine Circular
Deltoid Press
Deltoid Press Base
Deltoid Press Circular
Lateral Deltoids
Pectoral Machine
Pectoral Machine Base
Vertical Chest Press
Vertical Chest Press Base
Vertical Chest Press Circular
Inclined Chest Press
Inclined Chest Press Base

Inclined Chest Press Circular
Pullover Machine
Pullover Machine Base
Rotary Cuff
Curling Machine
Triceps Machine
Alternate Arm Curl
Alternate Arm Extension

CORE

Lower Back
Upper Abdominal Machine
Abdominal Crunch
Torsion Machine

LOWER BODY

Leg Extension
Leg Curling
Seated Leg Curling
Standing Leg Curling
Dual System Horizontal Leg Press
Horizontal Leg press
Abductor Machine
Adductor Machine
Dual Adductor Abductor Machine
Master Gluteus
Gluteus Machine
Hip Thrust
Calf Machine
Multi Hip
Standing Abductor Machine

MULTIFUNCTIONAL

Cable Crossover
Adjustable Cable Crossover
4-Station Multi Gym
4-Station Multi Gym + Cable Station with Bar
4-Station Multi Gym + Adjustable Cable Station with Bar
Smith Machine Linear Bearings
High Low Pulley
Jungle Machine
Jungle Machine HLP
Jungle Machine + Cable Station with Bar
Jungle Machine hlp + Adjustable Cable Station with Bar
Peck Back
Standing Multi Flight
Multipurpose Press
Chin and Dip Counterbalanced

BENCHES

Flat Bench
Olympic Flat Bench
Olympic Inclined Bench
Olympic Declined Bench
Olympic Shoulder Bench

Seated Curl Bench
Curl Rack
Adjustable Back Extension
Adjustable Crunch Board
Reverse Crunch Abs

Sit Up Board
Abdominal Isolator
Iperextension Bench
Iperextension 45° Bench
Squat Rack
Fully Adjustable Bench

Chin and Dip
Torsion Bench
Standing Double Twister
Standing and Seated Double Twister
Multipurpose Seated Bench
Sissy Squat

SEC

DESIGNED AND MADE IN ITALY - WARRANTY: 2 YEARS
38 Machines + 11 Benches

UPPER BODY

Lat Pulldown
Pulley Row
Rowing Machine
Deltoid Press Convergent Plus
Deltoid Press Convergent
Pectoral Machine Plus
Pectoral Machine
Vertical Chest Press Convergent Plus
Vertical Chest Press Convergent
Inclined Chest Press Convergent Plus
Inclined Chest Press Convergent

Curling Machine
Triceps Machine

CORE

Lower Back
Upper Abdominal Machine

LOWER BODY

Leg Extension
Leg Curling
Seated Leg Curling

Horizontal Leg Press
Horizontal Leg Press / Medical
Abductor Machine
Adductor Machine
Adductor / Abductor Machine
Calf Machine
Multi Hip

MULTIFUNCTIONAL

Cable Crossover
Adjustable Cable Crossover

High Low Pulley
4-Station Multi Gym
4-Station Multi Gym + Cable Station with Bar
4-Station Multi Gym + Adjustable Cable Station
Smith Machine Linear Bearings
Jungle Machine
Jungle Machine HLP
Jungle Machine + Cable Station with Bar
Jungle Machine HLP + Adjustable Cable Station with Bar
Peck Back

BENCHES

Olympic Flat Bench
Olympic Inclined Bench
Olympic Shoulder Bench

Seated Curl Bench
Curl Rack
Adjustable Crunch Board

AB Crunch Bench
Iperextension 45° Bench

Fully Adjustable Bench
Chin and Dip
Squat Rack

FREWEIGHT HP

DESIGNED AND MADE IN ITALY - WARRANTY: 7 YEARS
44 Machines + 18 Benches

UPPER BODY

Vertical Chest Press
Inclined Chest Press
Super Inclined Bench Press
Inclined Bench Press
Super Horizontal Bench Press
Horizontal Bench Press
Inclined Flight Machine
Declined Chest Press
Dips Press Dual System
Low Row
Power Row
Super Rowing
Rowing Machine

T-Bar Row
Lat Machine Convergent
High Row
Super Dorsy Bar
Dorsy Bar
Deltoid Press
Back Deltoids
Triceps Machine
Curling Machine

CORE

Abdominal Crunch

LOWER BODY

Leg Press 45°
Leg Press Bridge
Vertical Leg Press
Squat Machine
Power Squat
Hack Squat
Leg Extension
Leg Curling
Hip Thrust
Seated Calf
Donkey Calf
Calf Hack

MULTIFUNCTIONAL

Smith Machine Counterbalanced Linear Bearings Full
Smith Machine Counterbalanced Linear Bearings Base
Power Smith Dual System
Power Smith Dual System Upper
Half Rack Base
Half Rack Full
Jammer
Combo Twist
Squat Lunge

BENCHES

Power Rack
Multipurpose Sit up Bench
Fully Adjustable Bench
Fully Adjustable
(Special Kit Smith Machine Base)

Fully Adjustable
(Special Kit Half Rack Base)
Power Tower
Olympic Multi Bench
Super Olympic Flat Bench

Olympic Flat Bench
Super Olympic Inclined Bench
Olympic Inclined Bench
Multimotion Bench
Olympic Shoulder Bench

Super Olympic Shoulder Bench
Triceps Bench
Standing Curl Bench
Adjustable Standing Curl Bench
Power Platform

ACCESSORIES

Exercise Bars
Barbells

Racks
Dumbbells

Weight Discs

Accessory Holders





MONOLITH

Worldwide Fitness Company

MONOLITH

Monolith è la sintesi perfetta del dna Panatta: costante ricerca dell'eccellenza biomeccanica, Made in Italy al 100%, design unico ed estrema cura di ogni dettaglio. Una linea isotonica top di gamma che coniuga lusso ed eleganza per uno stile senza tempo.

Monolith perfectly embodies Panatta dna: constant research of excellent biomechanics, 100% Made in Italy, unique design and extreme care to details. An isotonic line that is the top of the range and that combines luxury and elegance in a never ending style.

n° machines: 36

Find more



Panatta Plus
Connection



FR. Monolith est la synthèse parfaite de l'ADN Panatta: recherche constante de l'excellence biomécanique, Made in Italy au 100%, design unique et extrême attention aux détails. Une ligne de musculation top de gamme qui allie luxe et élégance pour un style intemporel..

ES. Monolith resume perfectamente el ADN Panatta: una búsqueda constante de la excelencia biomecánica 100% Made in Italy, diseño único y esmero en los detalles. Una línea isotónica de las mejores que une lujo y elegancia para un estilo sin tiempo.

DE. Monolith ist die perfekte synthese der DNA-Panatta: konstante suche nach exzellenz, biomechanik, Made in Italy 100%, einzigartiges design und äußerste sorgfalt für jedes detail. Eine top isotonische linie die das Sortiment, Luxus und Eleganz zu einem zeitlosen Stil verbindet.

RU. Monolith – идеальный синтез, подчеркивающий ДНК Panatta: проведение постоянных исследований для достижения совершенной биомеханики, 100% Made in Italy, плавные контуры и отделка ручной работы наделяют новую линию уникальностью и эксклюзивностью. Новая линия силовых тренажеров сочетает в себе роскошь и элегантность, создавая подлинный стиль, неподвластный времени.

AR. Monolith من PANATTA يشمل بشكل مثالي : البحث المستمر للميكانيكا الحيوية الممتازة ، الصناعة الإيطالية 100% ، التصميم الفريد و الإهتمام بأدق التفاصيل .

نهج من الصناعة يمثل قمة المدى و يجمع بين الفخامة و الأناقة بأسلوب لا ينتهي

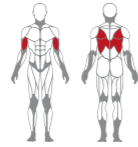
DESIGN
& MADE
INITALY





LAT PULLDOWN

UPPER BODY
1MTH001

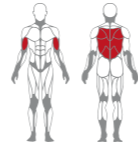


| DIMENSIONS | | LOAD | OPTIONAL |
|------------|-----------|------------|--------------------------|
| W 75 cm | H 230 cm | Std 100 kg | various bars and handles |
| L 120 cm | Wt 225 kg | Opt 130 kg | |



PULLEY ROW

UPPER BODY
1MTH003

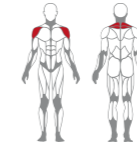


| DIMENSIONS | | LOAD | OPTIONAL |
|------------|-----------|------------|--------------------------|
| W 100 cm | H 200 cm | Std 100 kg | various bars and handles |
| L 190 cm | Wt 240 kg | Opt 130 kg | |

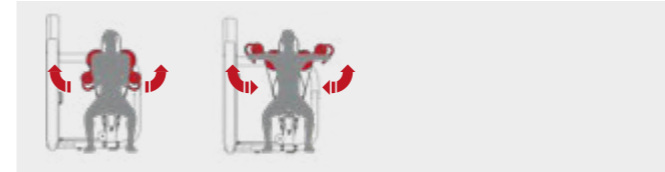


LATERAL DELTOIDS

UPPER BODY
1MTH026

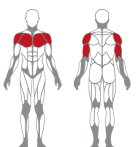


| DIMENSIONS | | LOAD | OPTIONAL |
|------------|-----------|-----------|---------------------|
| W 110 cm | H 160 cm | Std 80 kg | kit 2,5 kg increase |
| L 110 cm | Wt 225 kg | | |



VERTICAL CHEST PRESS CIRCULAR

UPPER BODY
1MTH033

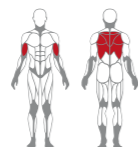


| DIMENSIONS | | LOAD | OPTIONAL |
|------------|-----------|------------|---------------------|
| W 135 cm | H 175 cm | Std 100 kg | kit 2,5 kg increase |
| L 145 cm | Wt 310 kg | Opt 120 kg | |

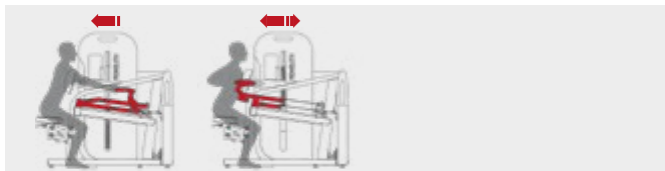


ROWING MACHINE CIRCULAR

UPPER BODY
1MTH004

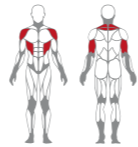


| DIMENSIONS | | LOAD | OPTIONAL |
|------------|-----------|------------|---------------------|
| W 120 cm | H 160 cm | Std 100 kg | kit 2,5 kg increase |
| L 160 cm | Wt 280 kg | Opt 120 kg | |




DELTOID CHEST PRESS CIRCULAR

UPPER BODY
1MTH024

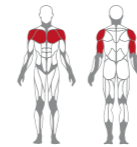


| DIMENSIONS | | LOAD | OPTIONAL |
|------------|-----------|------------|---------------------|
| W 135 cm | H 160 cm | Std 100 kg | kit 2,5 kg increase |
| L 145 cm | Wt 320 kg | Opt 120 kg | |




INCLINED CHEST PRESS CIRCULAR

UPPER BODY
1MTH034

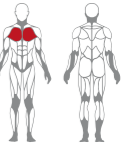


| DIMENSIONS | | LOAD | OPTIONAL |
|------------|-----------|------------|---------------------|
| W 135 cm | H 165 cm | Std 100 kg | kit 2,5 kg increase |
| L 145 cm | Wt 315 kg | Opt 120 kg | |



PECTORAL MACHINE

UPPER BODY
1MTH035



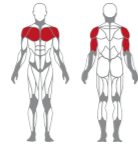
| DIMENSIONS | | LOAD | OPTIONAL |
|------------|-----------|------------|---------------------|
| W 135 cm | H 160 cm | Std 80 kg | kit 2,5 kg increase |
| L 145 cm | Wt 290 kg | Opt 120 kg | |



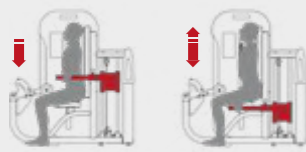


DIPS PRESS

UPPER BODY
1MTH038

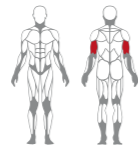


| DIMENSIONS | | LOAD | OPTIONAL |
|------------|-----------|-----------|---------------------|
| W 110 cm | H 160 cm | Std 80 kg | kit 2,5 kg increase |
| L 150 cm | Wt 270 kg | | |



TRICEPS MACHINE

UPPER BODY
1MTH053

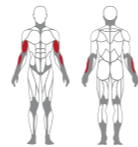


| DIMENSIONS | | LOAD | OPTIONAL |
|------------|-----------|-----------|---------------------|
| W 110 cm | H 160 cm | Std 50 kg | kit 2,5 kg increase |
| L 135 cm | Wt 200 kg | Opt 80 kg | |



CURLING MACHINE

UPPER BODY
1MTH051

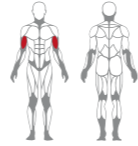


| DIMENSIONS | | LOAD | OPTIONAL |
|------------|-----------|-----------|---------------------|
| W 110 cm | H 160 cm | Std 80 kg | kit 2,5 kg increase |
| L 120 cm | Wt 260 kg | | |




ALTERNATE ARM CURL

UPPER BODY
1MTH056

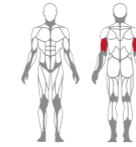


| DIMENSIONS | | LOAD | OPTIONAL |
|------------|-----------|-----------|---------------------|
| W 140 cm | H 160 cm | Std 50 kg | kit 2,5 kg increase |
| L 110 cm | Wt 230 kg | Opt 80 kg | |



ALTERNATE ARM EXTENSION

UPPER BODY
1MTH057

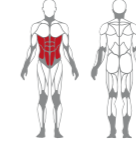


| DIMENSIONS | | LOAD | OPTIONAL |
|------------|-----------|-----------|---------------------|
| W 140 cm | H 160 cm | Std 50 kg | kit 2,5 kg increase |
| L 110 cm | Wt 230 kg | Opt 80 kg | |



ABDOMINAL CRUNCH

CORE
1MTH067

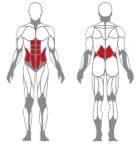


| DIMENSIONS | | LOAD | OPTIONAL |
|------------|-----------|-----------|---------------------|
| W 125 cm | H 170 cm | Std 50 kg | kit 2,5 kg increase |
| L 110 cm | Wt 215 kg | Opt 80 kg | |



LOWER BACK

CORE
1MTH005

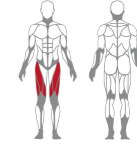


| DIMENSIONS | | LOAD | OPTIONAL |
|------------|-----------|-------------|---------------------|
| W 115 cm | H 160 cm | Std z 80 kg | steel platform; |
| L 170 cm | Wt 275 kg | Opt 120 kg | kit 2,5 kg increase |




LEG EXTENSION

LOWER BODY
1MTH081



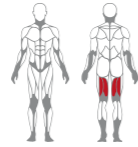
| DIMENSIONS | | LOAD | OPTIONAL |
|------------|-----------|------------|---------------------|
| W 110 cm | H 160 cm | Std 80 kg | kit 2,5 kg increase |
| L 145 cm | Wt 265 kg | Opt 100 kg | |





LEG CURLING

LOWER BODY
1MTH082

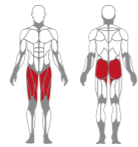


| DIMENSIONS | | LOAD | OPTIONAL |
|------------|-----------|------------|---------------------|
| W 110 cm | H 160 cm | Std 80 kg | kit 2,5 kg increase |
| L 190 cm | Wt 265 kg | Opt 100 kg | |




HORIZONTAL ADJUSTABLE LEG PRESS

LOWER BODY
1MTH085

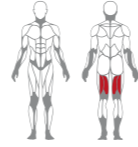


| DIMENSIONS | | LOAD | OPTIONAL |
|------------|-----------|------------|--|
| W 115 cm | H 200 cm | Std 200 kg | adjustable carriage gas assisted; steel platform |
| L 200 cm | Wt 470 kg | Opt 300 kg | |



SEATED LEG CURLING

LOWER BODY
1MTH083

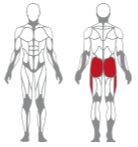


| DIMENSIONS | | LOAD | OPTIONAL |
|------------|-----------|------------|---------------------|
| W 110 cm | H 160 cm | Std 80 kg | kit 2,5 kg increase |
| L 145 cm | Wt 265 kg | Opt 100 kg | |



ABDUCTOR MACHINE

LOWER BODY
1MTH086

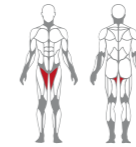


| DIMENSIONS | | LOAD | OPTIONAL |
|------------|-----------|------------|---|
| W 140 cm | H 160 cm | Std 80 kg | kit 2,5 kg increase; customizable privacy display |
| L 140 cm | Wt 270 kg | Opt 100 kg | |



ADDUCTOR MACHINE

LOWER BODY
1MTH087

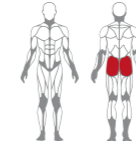


| DIMENSIONS | | LOAD | OPTIONAL |
|------------|-----------|------------|---|
| W 140 cm | H 160 cm | Std 80 kg | kit 2,5 kg increase; customizable privacy display |
| L 140 cm | Wt 270 kg | Opt 100 kg | |



GLUTEUS MACHINE

LOWER BODY
1MTH088

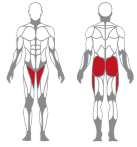


| DIMENSIONS | | LOAD | OPTIONAL |
|------------|-----------|-----------|---------------------|
| W 110 cm | H 160 cm | Std 50 kg | kit 2,5 kg increase |
| L 150 cm | Wt 275 kg | Opt 80 kg | |



DUAL ADDUCTOR ABDUCTOR MACHINE

LOWER BODY
1MTH093

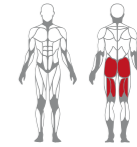


| DIMENSIONS | | LOAD | OPTIONAL |
|------------|-----------|------------|---|
| W 140 cm | H 160 cm | Std 80 kg | kit 2,5 kg increase; customizable privacy display |
| L 140 cm | Wt 315 kg | Opt 100 kg | |



HIP THRUST

LOWER BODY
1MTH097



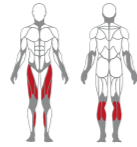
| DIMENSIONS | | LOAD | OPTIONAL |
|------------|-----------|------------|--|
| W 120 cm | H 160 cm | Std 100 kg | kit 2,5 kg increase; adjustable platform |
| L 195 cm | Wt 330 kg | Opt 120 kg | |





CALF HACK MACHINE

LOWER BODY
1MTH092

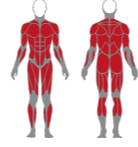


| DIMENSIONS | | LOAD | OPTIONAL |
|------------|--------|-----------|---------------------------|
| W | 115 cm | H 200 cm | Std 100 kg steel platform |
| L | 190 cm | Wt 355 kg | Opt 130 kg |




CABLE CROSSOVER

MULTIFUNCTIONAL
1MTH111

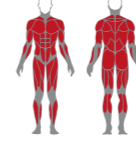


| DIMENSIONS | | LOAD | OPTIONAL |
|------------|--------|-----------|---|
| W | 110 cm | H 235 cm | Std 80 kg kit 2,5 kg increase; various bars and handles |
| L | 385 cm | Wt 495 kg | Opt 100 kg |




ADJUSTABLE CABLE STATION

MULTIFUNCTIONAL
1MTH114

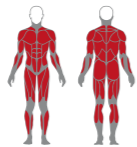


| DIMENSIONS | | LOAD | OPTIONAL |
|------------|--------|-----------|---|
| W | 110 cm | H 235 cm | Std 80 kg kit 2,5 kg increase; various bars and handles |
| L | 110 cm | Wt 275 kg | Opt 100 kg |




ADJUSTABLE CABLE CROSSOVER

MULTIFUNCTIONAL
1MTH125

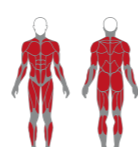


| DIMENSIONS | | LOAD | OPTIONAL |
|------------|--------|-----------|---|
| W | 110 cm | H 235 cm | Std 80 kg kit 2,5 kg increase; customizable privacy display |
| L | 385 cm | Wt 585 kg | Opt 100 kg |



CABLE STATION

MULTIFUNCTIONAL
1MTH126

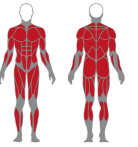


| DIMENSIONS | | LOAD | OPTIONAL |
|------------|--------|-----------|---|
| W | 110 cm | H 235 cm | Std 80 kg kit 2,5 kg increase; various bars and handles |
| L | 110 cm | Wt 265 kg | Opt 100 kg |



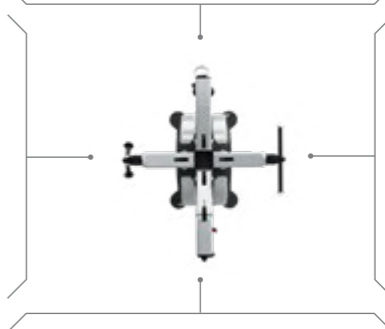
4-STATION MULTI GYM

MULTIFUNCTIONAL - MODULAR MACHINE
1MTH112



S4 | SIDE WIDE
 TRICEPS STATION STRAIGHT BAR
 TRICEPS STATION PRESSDOWN BAR (default)

S1 | SIDE SHORT
 CABLE STATION (default)
 ADJUSTABLE CABLE STATION
 TRICEPS STATION PRESSDOWN BAR



S2 | SIDE WIDE
 TRICEPS STATION STRAIGHT BAR (default)
 TRICEPS STATION PRESSDOWN BAR

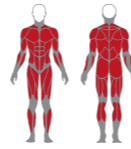
S3 | SIDE SHORT
 CABLE STATION
 ADJUSTABLE CABLE STATION (default)
 TRICEPS STATION PRESSDOWN BAR

| DIMENSIONS | | LOAD | OPTIONAL |
|------------|--------|-----------|---|
| W | 150 cm | H 240 cm | Std 80 kg kit 2,5 kg increase (short sides); various bars and handles |
| L | 120 cm | Wt 610 kg | Opt 100 kg |



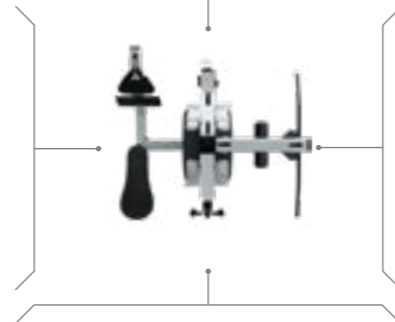
JUNGLE MACHINE

MULTIFUNCTIONAL - MODULAR MACHINE
1MTH115



S4 | SIDE WIDE
 ▸ PULLEY STATION (default)
 ▸ LAT MACHINE STATION

S1 | SIDE SHORT
 ▸ CABLE STATION (default)
 ▸ ADJUSTABLE CABLE STATION
 ▸ TRICEPS STATION PRESSDOWN BAR



S2 | SIDE WIDE
 ▸ PULLEY STATION
 ▸ LAT MACHINE STATION (default)

S3 | SIDE SHORT
 ▸ CABLE STATION
 ▸ ADJUSTABLE CABLE STATION
 ▸ TRICEPS STATION PRESSDOWN BAR (default)

DIMENSIONS

W 190 cm H 235 cm
 L 205 cm Wt 665 kg

LOAD

Std 80/100 kg
 Opt 100/130 kg

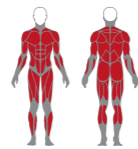
OPTIONAL

kit 2,5 kg increase (short sides);
 various bars and handles



JUNGLE MACHINE / CABLE STATION WITH BAR

MULTIFUNCTIONAL
1MTH115+1MTH116



DIMENSIONS

W 205 cm H 235 cm
 L 480 cm Wt 930 kg

LOAD

Std 80/100 kg
 Opt 100/130 kg

OPTIONAL

steel platform

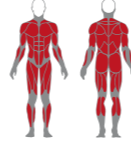
1MTH115

1MTH116

| | |
|----|-------------------------------|
| S1 | CABLE STATION |
| S2 | PULLEY STATION |
| S3 | TRICEPS STATION PRESSDOWN BAR |
| S4 | LAT MACHINE STATION |

JUNGLE MACHINE / ADJUSTABLE CABLE STATION WITH BAR

MULTIFUNCTIONAL
1MTH115+1MTH124



DIMENSIONS

W 205 cm H 235 cm
 L 490 cm Wt 975 kg

LOAD

Std 80/100 kg
 Opt 100/130 kg

OPTIONAL

steel platform

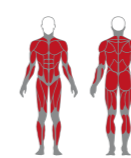
1MTH115

1MTH124

| | |
|----|-------------------------------|
| S1 | ADJUSTABLE CABLE STATION |
| S2 | PULLEY STATION |
| S3 | TRICEPS STATION PRESSDOWN BAR |
| S4 | LAT MACHINE STATION |

JUNGLE MACHINE / JOINT BAR / JUNGLE MACHINE

MULTIFUNCTIONAL
1MTH115+1MTH119+1MTH115



DIMENSIONS

W 205 cm H 235 cm
 L 550 cm Wt 1365 kg

LOAD

Std 80/100 kg
 Opt 100/130 kg

OPTIONAL

steel platform

1MTH115

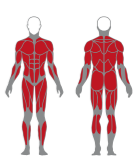
| | |
|----|--------------------------|
| S1 | ADJUSTABLE CABLE STATION |
| S2 | LAT MACHINE STATION |
| S3 | CABLE STATION |
| S4 | LAT MACHINE STATION |

1MTH115

| | |
|----|--------------------------|
| S1 | CABLE STATION |
| S2 | PULLEY STATION |
| S3 | ADJUSTABLE CABLE STATION |
| S4 | PULLEY STATION |

JUNGLE MACHINE / JOINT BAR / 4-STATION MULTI GYM

MULTIFUNCTIONAL
1MTH115+1MTH119+1MTH112



DIMENSIONS

W 205 cm H 240 cm
 L 555 cm Wt 1310 kg

LOAD

Std 80/100 kg
 Opt 100/130 kg

OPTIONAL

steel platform

1MTH115

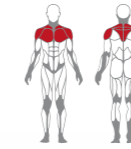
| | |
|----|-------------------------------|
| S1 | TRICEPS STATION PRESSDOWN BAR |
| S2 | LAT MACHINE STATION |
| S3 | CABLE STATION |
| S4 | PULLEY STATION |

1MTH112

| | |
|----|-------------------------------|
| S1 | CABLE STATION |
| S2 | TRICEPS STATION STRAIGHT BAR |
| S3 | ADJUSTABLE CABLE STATION |
| S4 | TRICEPS STATION PRESSDOWN BAR |

PECK BACK

UPPER BODY
1MTH117



DIMENSIONS

W 130 cm H 195 cm
 L 140 cm Wt 275 kg

LOAD

Std 80 kg

OPTIONAL

kit 2,5 kg increase



PANATTA FIT EVO



Design moderno, biomeccanica Panatta.
Fit Evo combina perfettamente funzionalità
ed estetica, garantendo il massimo comfort
per tutti gli utenti.

Cutting-edge biomechanical design by Panatta.
Fit Evo is the perfect combination of functionality
and aesthetics, guaranteeing the maximum
comfort for every user.

n° machines: 57
n° benches: 22

Find more



FR. Design moderne, biomécanique Panatta. Fit Evo allie
parfaitement fonctionnalité et esthétique, tout en garantissant un
confort maximum pour tous les usagers.

ES. Diseño moderno, biomecánica Panatta. Fit Evo combina
perfectamente funcionalidad y estética, garantizando la máxima
comodidad para todos los usuarios.

DE. Modernes Design, Biomechanik von Panatta. Fit Evo
ist die perfekte Kombination von Funktionalität und Ästhetik
und garantiert so höchsten Komfort für alle Benutzer.

RU. Современный дизайн. Биомеханика компании Panatta.
Fit Evo прекрасно сочетает в себе функциональность и
красивый внешний вид, гарантируя всем пользователям
максимальный комфорт.

AR.

تصميم حديث وبيوميكانيكي من صنع Panatta.
جمع تشكيلة Fit Evo بشكل تام ما بين العملية والجمالية، وتضمن أقصى حد
من الراحة لجميع المستخدمين.





NEW GLUTEUS CIRCUIT

THE BEST 4 MACHINES FOR GLUTEUS WORKOUT

HIP THRUST



GLUTEUS MACHINE



STANDING ABDUCTOR MACHINE



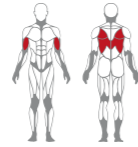
MASTER GLUTEUS






LAT PULLDOWN

UPPER BODY
1FE001

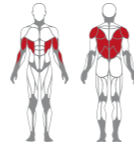


| DIMENSIONS | | LOAD | | OPTIONAL |
|------------|--------|------|--------|--------------------------|
| W | 120 cm | H | 240 cm | various bars and handles |
| L | 140 cm | Wt | 195 kg | |

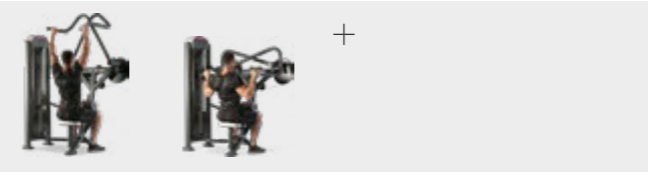


LAT PULLDOWN CIRCULAR

UPPER BODY
1FE002

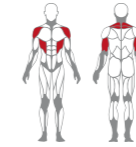


| DIMENSIONS | | LOAD | |
|------------|--------|------|--------|
| W | 145 cm | H | 215 cm |
| L | 95 cm | Wt | 255 kg |




DELTOID PRESS

UPPER BODY
1FE025

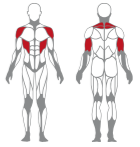


| DIMENSIONS | | LOAD | |
|------------|--------|------|--------|
| W | 160 cm | H | 160 cm |
| L | 170 cm | Wt | 210 kg |



DELTOID PRESS / BASE

UPPER BODY
1FE025B

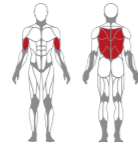


| DIMENSIONS | | LOAD | |
|------------|--------|------|--------|
| W | 160 cm | H | 160 cm |
| L | 125 cm | Wt | 180 kg |




PULLEY ROW

UPPER BODY
1FE003

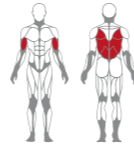


| DIMENSIONS | | LOAD | | OPTIONAL |
|------------|--------|------|--------|--------------------------|
| W | 100 cm | H | 225 cm | various bars and handles |
| L | 175 cm | Wt | 215 kg | |




ROWING MACHINE CIRCULAR

UPPER BODY
1FE004

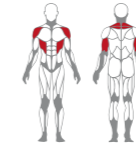


| DIMENSIONS | | LOAD | |
|------------|--------|------|--------|
| W | 155 cm | H | 160 cm |
| L | 135 cm | Wt | 240 kg |




DELTOID PRESS CIRCULAR

UPPER BODY
1FE024

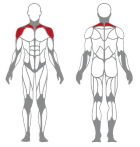


| DIMENSIONS | | LOAD | |
|------------|--------|------|--------|
| W | 155 cm | H | 160 cm |
| L | 145 cm | Wt | 265 kg |




LATERAL DELTOIDS

UPPER BODY
1FE026

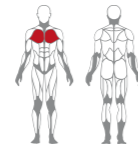


| DIMENSIONS | | LOAD | |
|------------|--------|------|--------|
| W | 125 cm | H | 160 cm |
| L | 95 cm | Wt | 175 kg |



PECTORAL MACHINE

UPPER BODY
1FE035

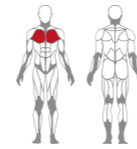


| DIMENSIONS | | LOAD | |
|------------|--------|------|--------|
| W | 145 cm | H | 160 cm |
| L | 130 cm | Wt | 230 kg |
| | | Std | 80 kg |
| | | Opt | 120 kg |



PECTORAL MACHINE / BASE

UPPER BODY
1FE035B

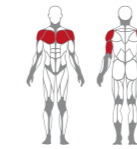


| DIMENSIONS | | LOAD | |
|------------|--------|------|--------|
| W | 145 cm | H | 160 cm |
| L | 95 cm | Wt | 220 kg |
| | | Std | 80 kg |
| | | Opt | 120 kg |



VERTICAL CHEST PRESS CIRCULAR

UPPER BODY
1FE033

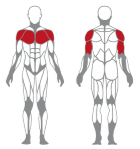


| DIMENSIONS | | LOAD | |
|------------|--------|------|--------|
| W | 145 cm | H | 170 cm |
| L | 130 cm | Wt | 260 kg |
| | | Std | 100 kg |
| | | Opt | 120 kg |



INCLINED CHEST PRESS CIRCULAR

UPPER BODY
1FE034

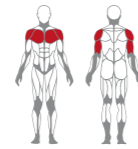


| DIMENSIONS | | LOAD | |
|------------|--------|------|--------|
| W | 145 cm | H | 160 cm |
| L | 150 cm | Wt | 255 kg |
| | | Std | 100 kg |
| | | Opt | 120 kg |



VERTICAL CHEST PRESS

UPPER BODY
1FE036

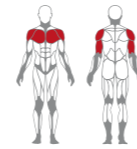


| DIMENSIONS | | LOAD | |
|------------|--------|------|--------|
| W | 150 cm | H | 160 cm |
| L | 120 cm | Wt | 230 kg |
| | | Std | 100 kg |



VERTICAL CHEST PRESS / BASE

UPPER BODY
1FE036B

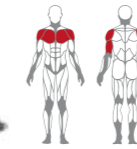


| DIMENSIONS | | LOAD | |
|------------|--------|------|--------|
| W | 150 cm | H | 160 cm |
| L | 85 cm | Wt | 215 kg |
| | | Std | 100 kg |



INCLINED CHEST PRESS

UPPER BODY
1FE037

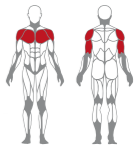


| DIMENSIONS | | LOAD | |
|------------|--------|------|--------|
| W | 160 cm | H | 190 cm |
| L | 145 cm | Wt | 210 kg |
| | | Std | 80 kg |
| | | Opt | 120 kg |



INCLINED CHEST PRESS / BASE

UPPER BODY
1FE037B



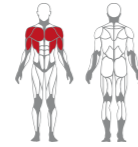
| DIMENSIONS | | LOAD | |
|------------|--------|------|--------|
| W | 160 cm | H | 190 cm |
| L | 100 cm | Wt | 200 kg |
| | | Std | 80 kg |
| | | Opt | 120 kg |





PULLOVER MACHINE

UPPER BODY
1FE039

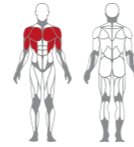


| DIMENSIONS | | LOAD | |
|------------|--------|------|--------|
| W | 140 cm | Std | 80 kg |
| H | 160 cm | Opt | 100 kg |
| L | 150 cm | Wt | 235 kg |



PULLOVER MACHINE / BASE

UPPER BODY
1FE039B

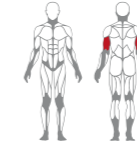


| DIMENSIONS | | LOAD | |
|------------|--------|------|--------|
| W | 140 cm | Std | 80 kg |
| H | 160 cm | Opt | 100 kg |
| L | 115 cm | Wt | 225 kg |



TRICEPS MACHINE

UPPER BODY
1FE053

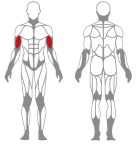


| DIMENSIONS | | LOAD | |
|------------|--------|------|--------|
| W | 115 cm | Std | 50 kg |
| H | 160 cm | Opt | 80 kg |
| L | 120 cm | Wt | 170 kg |



ALTERNATE ARM CURL

UPPER BODY
1FE056

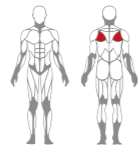


| DIMENSIONS | | LOAD | |
|------------|--------|------|--------|
| W | 150 cm | Std | 50 kg |
| H | 160 cm | Opt | 80 kg |
| L | 85 cm | Wt | 180 kg |



ROTARY CUFF

UPPER BODY
1FE027

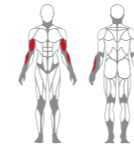


| DIMENSIONS | | LOAD | |
|------------|--------|------|--------|
| W | 150 cm | Std | 50 kg |
| H | 160 cm | Opt | 80 kg |
| L | 105 cm | Wt | 190 kg |



CURLING MACHINE

UPPER BODY
1FE051

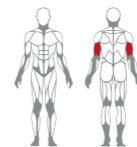


| DIMENSIONS | | LOAD | |
|------------|--------|------|--------|
| W | 110 cm | Std | 50 kg |
| H | 160 cm | Opt | 80 kg |
| L | 85 cm | Wt | 165 kg |



ALTERNATE ARM EXTENSION

UPPER BODY
1FE057

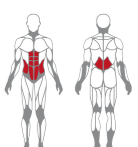


| DIMENSIONS | | LOAD | |
|------------|--------|------|--------|
| W | 150 cm | Std | 50 kg |
| H | 160 cm | Opt | 80 kg |
| L | 85 cm | Wt | 190 kg |




LOWER BACK

CORE
1FE005



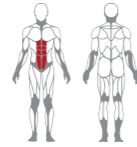
| DIMENSIONS | | LOAD | |
|------------|--------|------|--------|
| W | 140 cm | Std | 50 kg |
| H | 160 cm | Opt | 120 kg |
| L | 150 cm | Wt | 185 kg |





UPPER ABDOMINAL MACHINE

CORE
1FE065

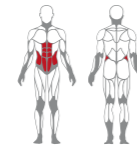


| DIMENSIONS | | LOAD | |
|------------|-----------|------------|--|
| W 140 cm | H 160 cm | Std 50 kg | |
| L 160 cm | Wt 180 kg | Opt 100 kg | |



TORSION MACHINE

CORE
1FE066

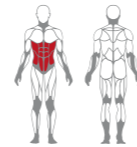


| DIMENSIONS | | LOAD | |
|------------|-----------|------------|--|
| W 145 cm | H 160 cm | Std 50 kg | |
| L 110 cm | Wt 175 kg | Opt 100 kg | |



ABDOMINAL CRUNCH

CORE
1FE067

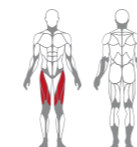


| DIMENSIONS | | LOAD | |
|------------|-----------|-----------|--|
| W 130 cm | H 130 cm | Std 50 kg | |
| L 130 cm | Wt 180 kg | Opt 80 kg | |



LEG EXTENSION

LOWER BODY
1FE081

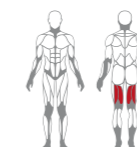


| DIMENSIONS | | LOAD | |
|------------|-----------|------------|--|
| W 105 cm | H 160 cm | Std 80 kg | |
| L 150 cm | Wt 210 kg | Opt 100 kg | |



LEG CURLING

LOWER BODY
1FE082

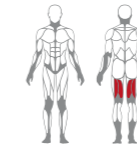


| DIMENSIONS | | LOAD | |
|------------|-----------|------------|--|
| W 100 cm | H 160 cm | Std 50 kg | |
| L 165 cm | Wt 180 kg | Opt 100 kg | |



STANDING LEG CURLING

LOWER BODY
1FE084

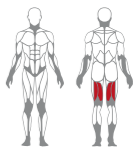


| DIMENSIONS | | LOAD | |
|------------|-----------|-----------|--|
| W 110 cm | H 160 cm | Std 50 kg | |
| L 140 cm | Wt 200 kg | Opt 80 kg | |



SEATED LEG CURLING

LOWER BODY
1FE083

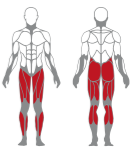


| DIMENSIONS | | LOAD | |
|------------|-----------|-----------|--|
| W 105 cm | H 160 cm | Std 50 kg | |
| L 155 cm | Wt 180 kg | Opt 80 kg | |



DUAL SYSTEM HORIZONTAL LEG PRESS

LOWER BODY
1FE095



- MAIN FEATURES**
- Physiological load curve with pantograph progressive system
 - Independent levers with blocking system: unilateral or bilateral exercise
 - Start position adjustment



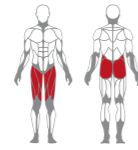
| DIMENSIONS | | LOAD | |
|------------|-----------|------------|--|
| W 115 cm | H 185 cm | Std 200 kg | |
| L 195 cm | Wt 450 kg | Opt 250 kg | |





HORIZONTAL LEG PRESS

LOWER BODY
1FE085

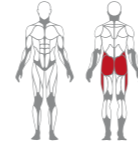


| DIMENSIONS | | LOAD | |
|------------|--------|------|--------|
| W | 120 cm | H | 185 cm |
| L | 220 cm | Wt | 355 kg |
| | | Std | 150 kg |
| | | Opt | 200 kg |



ABDUCTOR MACHINE

LOWER BODY
1FE086

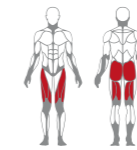


| DIMENSIONS | | LOAD | |
|------------|--------|------|--------|
| W | 70 cm | H | 160 cm |
| L | 180 cm | Wt | 185 kg |
| | | Std | 50 kg |
| | | Opt | 100 kg |



MASTER GLUTEUS

LOWER BODY
1FE094



- MAIN FEATURES**
- Multiple workout position: adjustable system for selecting the workout level on 3 different angles
 - Adjustable thrust arm non-slip painted
 - Elbow padding and support grips with horizontal adjustment

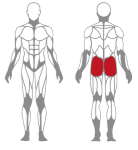


| DIMENSIONS | | LOAD | |
|------------|--------|------|--------|
| W | 105 cm | H | 160 cm |
| L | 205 cm | Wt | 275 kg |
| | | Std | 100 kg |
| | | Opt | 120 kg |



GLUTEUS MACHINE

LOWER BODY
1FE088

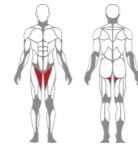


| DIMENSIONS | | LOAD | |
|------------|--------|------|--------|
| W | 110 cm | H | 160 cm |
| L | 150 cm | Wt | 215 kg |
| | | Std | 50 kg |
| | | Opt | 80 kg |



ADDUCTOR MACHINE

LOWER BODY
1FE087

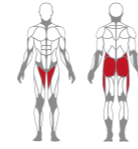


| DIMENSIONS | | LOAD | |
|------------|--------|------|--------|
| W | 70 cm | H | 160 cm |
| L | 185 cm | Wt | 185 kg |
| | | Std | 50 kg |
| | | Opt | 100 kg |



ADDUCTOR/ABDUCTOR MACHINE

LOWER BODY
1FE093

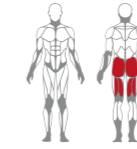


| DIMENSIONS | | LOAD | |
|------------|--------|------|--------|
| W | 70 cm | H | 160 cm |
| L | 185 cm | Wt | 200 kg |
| | | Std | 50 kg |
| | | Opt | 100 kg |



HIP THRUST

LOWER BODY
1FE097

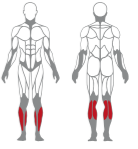


| DIMENSIONS | | LOAD | | OPTIONAL |
|------------|--------|------|--------|---------------------|
| W | 180 cm | H | 160 cm | adjustable platform |
| L | 135 cm | Wt | 290 kg | |
| | | Std | 100 kg | |
| | | Opt | 120 kg | |




CALF MACHINE

LOWER BODY
1FE089



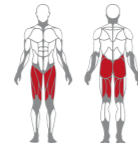
| DIMENSIONS | | LOAD | |
|------------|--------|------|--------|
| W | 100 cm | H | 190 cm |
| L | 95 cm | Wt | 210 kg |
| | | Std | 100 kg |
| | | Opt | 120 kg |





MULTI HIP

LOWER BODY
1FE090

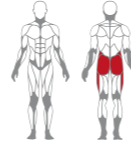


| DIMENSIONS | | LOAD | |
|------------|-----------|-----------|--|
| W 100 cm | H 160 cm | Std 50 kg | |
| L 135 cm | Wt 190 kg | | |



STANDING ABDUCTOR MACHINE

LOWER BODY
1FE096

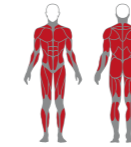


| DIMENSIONS | | LOAD | |
|------------|-----------|------------|--|
| W 80 cm | H 160 cm | Std 100 kg | |
| L 160 cm | Wt 230 kg | | |



4-STATION MULTI GYM

MULTIFUNCTIONAL
1FE112

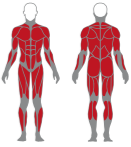


| DIMENSIONS | | LOAD | | OPTIONAL |
|------------|-----------|------------|--|-----------|
| W 130 cm | H 230 cm | Std 50 kg | | back rest |
| L 140 cm | Wt 350 kg | Opt 100 kg | | |



4-STATION MULTI GYM + CABLE STATION WITH BAR

MULTIFUNCTIONAL
1FE112+1FE116

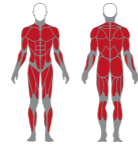


| DIMENSIONS | | LOAD | | OPTIONAL |
|------------|-----------|------------|--|-------------------------------------|
| W 130 cm | H 230 cm | Std 50 kg | | back rest; various bars and handles |
| L 445 cm | Wt 505 kg | Opt 100 kg | | |




CABLE CROSSOVER

MULTIFUNCTIONAL
1FE111

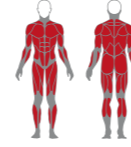


| DIMENSIONS | | LOAD | | OPTIONAL |
|------------|-----------|------------|--|--------------------------|
| W 100 cm | H 220 cm | Std 50 kg | | various bars and handles |
| L 370 cm | Wt 245 kg | Opt 100 kg | | |




ADJUSTABLE CABLE CROSSOVER

MULTIFUNCTIONAL
1FE125

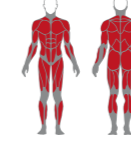


| DIMENSIONS | | LOAD | | OPTIONAL |
|------------|-----------|------------|--|--------------------------|
| W 95 cm | H 230 cm | Std 50 kg | | various bars and handles |
| L 390 cm | Wt 390 kg | Opt 100 kg | | |




4 STATION MULTI GYM + ADJUSTABLE CABLE STATION WITH BAR

MULTIFUNCTIONAL
1FE112 +1FE124

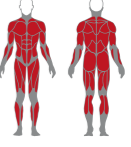


| DIMENSIONS | | LOAD | | OPTIONAL |
|------------|-----------|------------|--|-------------------------------------|
| W 130 cm | H 230 cm | Std 50 kg | | back rest; various bars and handles |
| L 445 cm | Wt 500 kg | Opt 100 kg | | |



SMITH MACHINE LINEAR BEARINGS

MULTIFUNCTIONAL
1FE113B



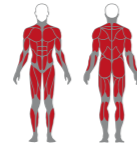
| DIMENSIONS | | LOAD | | OPTIONAL |
|------------|-----------|------------|--|-------------------------------|
| W 200 cm | H 215 cm | Max 200 kg | | 1FE201 Fully Adjustable Bench |
| L 150 cm | Wt 140 kg | | | |





HIGH LOW PULLEY

MULTIFUNCTIONAL
1FE114B

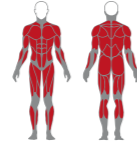


| DIMENSIONS | | LOAD | | OPTIONAL |
|------------|-------|------|--------|--------------------------|
| W | 95 cm | H | 230 cm | various bars and handles |
| L | 90 cm | Wt | 150 kg | |
| | | Std | 50 kg | |
| | | Opt | 100 kg | |



JUNGLE MACHINE HLP

MULTIFUNCTIONAL
1FE120

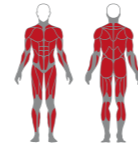


| DIMENSIONS | | LOAD | | OPTIONAL |
|------------|--------|------|------------|-------------------------------------|
| W | 175 cm | H | 240 cm | back rest; various bars and handles |
| L | 240 cm | Wt | 525 kg | |
| | | Std | 50/100 kg | |
| | | Opt | 100/120 kg | |



JUNGLE MACHINE

MULTIFUNCTIONAL
1FE115

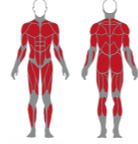


| DIMENSIONS | | LOAD | | OPTIONAL |
|------------|--------|------|------------|-------------------------------------|
| W | 240 cm | H | 240 cm | back rest; various bars and handles |
| L | 175 cm | Wt | 525 kg | |
| | | Std | 50/100 kg | |
| | | Opt | 100/120 kg | |




JUNGLE MACHINE + CABLE STATION WITH BAR

MULTIFUNCTIONAL
1FE115+1FE116

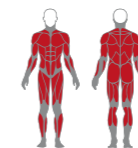


| DIMENSIONS | | LOAD | | OPTIONAL |
|------------|--------|------|------------|-------------------------------------|
| W | 175 cm | H | 240 cm | back rest; various bars and handles |
| L | 440 cm | Wt | 665 kg | |
| | | Std | 50/100 kg | |
| | | Opt | 100/120 kg | |



JUNGLE MACHINE HLP + ADJUSTABLE CABLE STATION WITH BAR

MULTIFUNCTIONAL
1FE120 + 1FE124



| DIMENSIONS | | LOAD | | OPTIONAL |
|------------|--------|------|------------|-------------------------------------|
| W | 240 cm | H | 240 cm | back rest; various bars and handles |
| L | 470 cm | Wt | 470 kg | |
| | | Std | 50/100 kg | |
| | | Opt | 100/120 kg | |



STANDING MULTI FLIGHT MACHINE


UPPER BODY
1FE028

MAIN FEATURES

- Machine to train deltoids, pectorals and back muscles
- Height adjustment of the rotation centres with counterbalanced and gas assisted cart
- Range of motion: starting angle adjustment
- Cam to ensure a natural adaptation of the load
- Headrest
- Counterbalanced arms
- Wide platform with removable frame

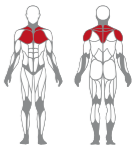


| DIMENSIONS | | LOAD | |
|------------|--------|------|--------|
| W | 145 cm | H | 195 cm |
| L | 80 cm | Wt | 280 kg |
| | | Std | 80 kg |
| | | Opt | 100 kg |



PECK BACK

MULTIFUNCTIONAL
1FE117



| DIMENSIONS | | LOAD | |
|------------|--------|------|--------|
| W | 140 cm | H | 195 cm |
| L | 130 cm | Wt | 165 kg |
| | | Std | 80 kg |
| | | Opt | 100 kg |



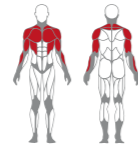


MULTIPURPOSE PRESS


MULTIFUNCTIONAL
1FE118A

MAIN FEATURES:

- Four machines in one
- Bench horizontal adjustment: 4 positions
- Back inclination adjustment gas assisted: 8 positions from -15° declined to 85° inclined
- Seat inclination adjustment: 3 positions
- Big handle start position adjustment: 15 positions

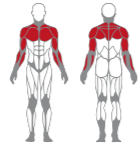


| DIMENSIONS | | LOAD | |
|------------|-----------|------------|--|
| W 150 cm | H 160 cm | Std 100 kg | |
| L 175 cm | Wt 305 kg | Opt 120 kg | |



FLAT BENCH

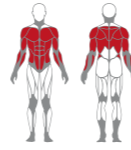
BENCHES
1FE202




| DIMENSIONS | |
|------------|----------|
| W 75 cm | H 55 cm |
| L 140 cm | Wt 40 kg |

CHIN AND DIP COUNTER BALANCED

MULTIFUNCTIONAL
1FE121

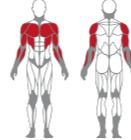


| DIMENSIONS | | LOAD | |
|------------|-----------|-----------|--|
| W 110 cm | H 240 cm | Std 50 kg | |
| L 165 cm | Wt 300 kg | Opt 80 kg | |




OLYMPIC FLAT BENCH

BENCHES
1FE203

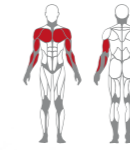


| DIMENSIONS | | LOAD | | OPTIONAL |
|------------|----------|------------|--|----------|
| W 155 cm | H 135 cm | Max 310 kg | | barbells |
| L 190 cm | Wt 80 kg | | | |



OLYMPIC INCLINED BENCH

BENCHES
1FE205

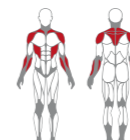


| DIMENSIONS | | LOAD | | OPTIONAL |
|------------|-----------|------------|--|----------|
| W 155 cm | H 165 cm | Max 310 kg | | barbells |
| L 180 cm | Wt 140 kg | | | |




OLYMPIC SHOULDER BENCH

BENCHES
1FE207

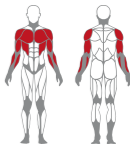


| DIMENSIONS | | LOAD | | OPTIONAL |
|------------|-----------|------------|--|----------|
| W 155 cm | H 185 cm | Max 310 kg | | barbells |
| L 105 cm | Wt 110 kg | | | |



OLYMPIC DECLINED BENCH

BENCHES
1FE206

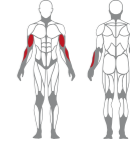


| DIMENSIONS | | LOAD | | OPTIONAL |
|------------|----------|------------|--|----------|
| W 155 cm | H 135 cm | Max 310 kg | | barbells |
| L 185 cm | Wt 80 kg | | | |




SEATED CURL BENCH

BENCHES
1FE208



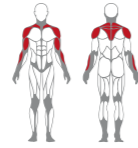
| DIMENSIONS | | OPTIONAL | |
|------------|----------|----------|----------|
| W 85 cm | H 100 cm | | barbells |
| L 100 cm | Wt 55 kg | | |





CURL RACK

BENCHES
1FE209

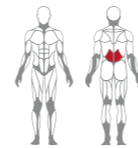


DIMENSIONS

W 110 cm H 100 cm
L 85 cm Wt 40 kg


ADJUSTABLE BACK EXTENSION

BENCHES
1FE200



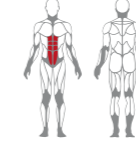
DIMENSIONS

W 95 cm H 130 cm
L 145 cm Wt 75 kg



SIT UP BOARD

BENCHES
1FE212



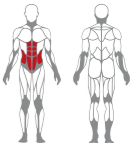
DIMENSIONS

W 80 cm H 130 cm
L 235 cm Wt 80 kg



ABDOMINAL ISOLATOR

BENCHES
1FE214



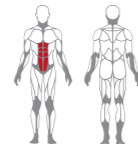
DIMENSIONS

W 105 cm H 170 cm
L 135 cm Wt 190 kg



ADJUSTABLE CRUNCH BOARD

BENCHES
1FE210



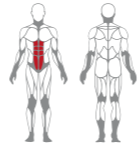
DIMENSIONS

W 75 cm H 110 cm
L 140 cm Wt 45 kg



REVERSE CRUNCH ABS

BENCHES
1FE217



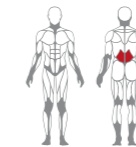
DIMENSIONS

W 155 cm H 140 cm
L 85 cm Wt 82 kg




IPEREXTENSION BENCH

BENCHES
1FE220



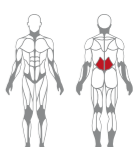
DIMENSIONS

W 80 cm H 120 cm
L 165 cm Wt 60 kg



IPEREXTENSION 45° BENCH

BENCHES
1FE221



DIMENSIONS

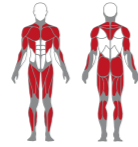
W 80 cm H 110 cm
L 150 cm Wt 80 kg





SQUAT RACK

BENCHES
1FE230



DIMENSIONS
W 155 cm H 230 cm
L 150 cm Wt 145 kg

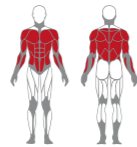
LOAD
Max 400 kg

OPTIONAL
barbells



CHIN AND DIP

BENCHES
1FE211

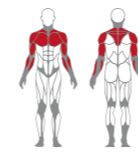


DIMENSIONS
W 135 cm H 265 cm
L 125 cm Wt 135 kg



FULLY ADJUSTABLE BENCH

BENCHES
1FE201

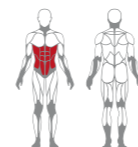


DIMENSIONS
W 75 cm H 50 cm
L 145 cm Wt 45 kg



TORSION BENCH

BENCHES
1FE213

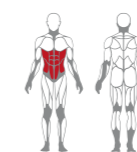


DIMENSIONS
W 75 cm H 150 cm
L 135 cm Wt 80 kg



STANDING DOUBLE TWISTER

CORE
1FE215

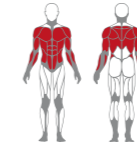


DIMENSIONS
W 75 cm H 150 cm
L 160 cm Wt 130 kg



MULTIPURPOSE SEATED BENCH

BENCHES
1FE204

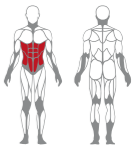


DIMENSIONS
W 75 cm H 100 cm
L 140 cm Wt 35 kg



STANDING AND SEATED DOUBLE TWISTER

CORE
1FE216

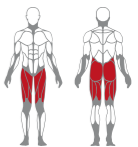


DIMENSIONS
W 105 cm H 150 cm
L 210 cm Wt 165 kg



SISSY SQUAT

BENCHES
1FE231



DIMENSIONS
W 65 cm H 55 cm
L 115 cm Wt 60 kg





Worldwide Fitness Company



strength - elegance - comfort

PANATTA SEC

Linea di macchine isotoniche firmata Panatta.
Il design accattivante, la solidità e l'ottimo
rapporto qualità/prezzo ne fanno una linea
altamente competitiva.

Panatta's line of isotonic equipment.
The attractive design, sturdiness,
and the excellent price-quality ratio make
this line highly competitive.

n° machines: 38
n° benches: 12

Find more



FR. Ligne de machines isotoniques signées par Panatta.
Le design attractif, la solidité et l'excellent rapport qualité/prix en
font une ligne hautement compétitive.

ES. Línea de máquinas isotónicas firmada por Panatta.
El diseño cautivador, la solidez y una óptima relación calidad/precio
hacen que sea una línea altamente competitiva.

DE. Linie isotonischer Maschinen aus dem Hause Panatta.
Attraktives Design, Solidität und optimales Preis-Leistungs-Verhältnis
machen diese Linie hoch wettbewerbsfähig.

RU. Это линия изотонического оборудования марки Panatta.
Привлекательный дизайн, прочность и прекрасное отношение
между ценой и качеством сделали её конкурентоспособной
линией.

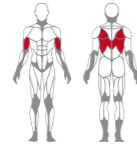
AR. تشكيلة من الماكينات المتساوية التوتر التي تحمل ماركة Panatta.
تشكيلة منافسة للغاية بفضل التصميم الفاتن والصلابة العالية والعلاقة
المتأمة ما بين النوعية/السعر.



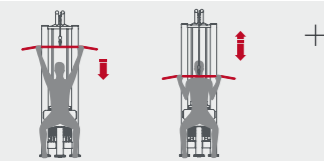


LAT PULLDOWN

UPPER BODY
1SC001

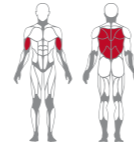


| DIMENSIONS | | LOAD | | OPTIONAL |
|------------|--------|------|--------|--------------------------|
| W | 120 cm | Std | 80 kg | various bars and handles |
| L | 115 cm | Wt | 140 kg | |
| H | 230 cm | Opt | 100 kg | |
| Wt | 140 kg | | | |

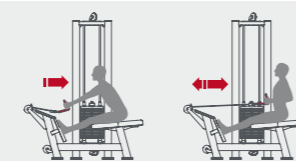


PULLEY ROW

UPPER BODY
1SC003

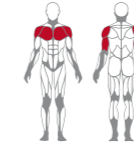


| DIMENSIONS | | LOAD | | OPTIONAL |
|------------|--------|------|--------|--------------------------|
| W | 105 cm | Std | 80 kg | various bars and handles |
| L | 175 cm | Wt | 180 kg | |
| H | 215 cm | Opt | 100 kg | |
| Wt | 180 kg | | | |

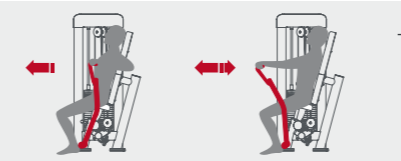


VERTICAL CHEST PRESS CONVERGENT

UPPER BODY
1SC034

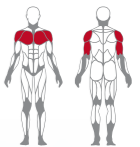


| DIMENSIONS | | LOAD | | OPTIONAL |
|------------|--------|------|--------|-----------------------------------|
| W | 140 cm | Std | 80 kg | footrest with a slip-proof system |
| L | 80 cm | Wt | 200 kg | |
| H | 160 cm | Opt | 100 kg | |
| Wt | 200 kg | | | |



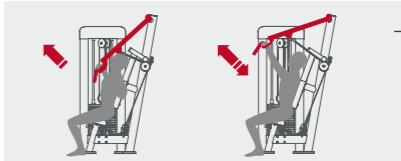
INCLINED CHEST PRESS CONVERGENT PLUS

UPPER BODY
1SC037A



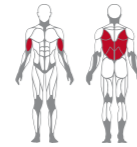
PRE-LOAD LEVER

| DIMENSIONS | | LOAD | | OPTIONAL |
|------------|--------|------|--------|-----------------------------------|
| W | 165 cm | Std | 80 kg | footrest with a slip-proof system |
| L | 130 cm | Wt | 220 kg | |
| H | 190 cm | Opt | 100 kg | |
| Wt | 220 kg | | | |

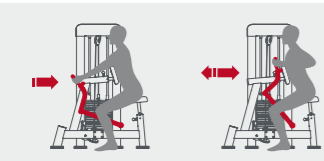


ROWING MACHINE

UPPER BODY
1SC004

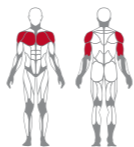


| DIMENSIONS | | LOAD | |
|------------|--------|------|--------|
| W | 130 cm | Std | 80 kg |
| L | 115 cm | Wt | 230 kg |
| H | 160 cm | Opt | 100 kg |
| Wt | 230 kg | | |



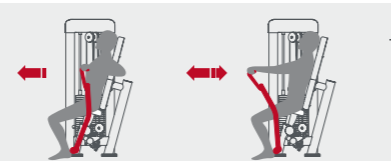
VERTICAL CHEST PRESS CONVERGENT PLUS

UPPER BODY
1SC034A



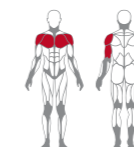
PRE-LOAD LEVER

| DIMENSIONS | | LOAD | | OPTIONAL |
|------------|--------|------|--------|-----------------------------------|
| W | 140 cm | Std | 80 kg | footrest with a slip-proof system |
| L | 105 cm | Wt | 220 kg | |
| H | 160 cm | Opt | 100 kg | |
| Wt | 220 kg | | | |

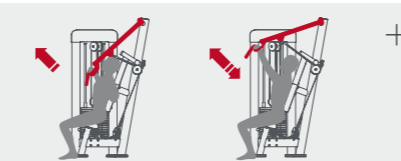


INCLINED CHEST PRESS CONVERGENT

UPPER BODY
1SC037

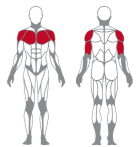


| DIMENSIONS | | LOAD | | OPTIONAL |
|------------|--------|------|--------|-----------------------------------|
| W | 160 cm | Std | 80 kg | footrest with a slip-proof system |
| L | 100 cm | Wt | 190 kg | |
| H | 175 cm | Opt | 100 kg | |
| Wt | 190 kg | | | |



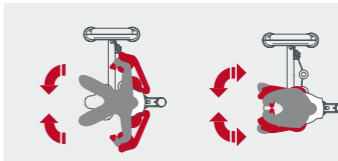
PECTORAL MACHINE PLUS

UPPER BODY
1SC035A



PRE-LOAD LEVER

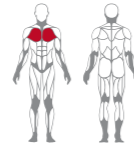
| DIMENSIONS | | LOAD | |
|------------|--------|------|-----------|
| W | 140 cm | Std | 50 kg |
| L | 125 cm | Wt | 210 kg |
| H | 160 cm | Opt | 80/100 kg |
| Wt | 210 kg | | |



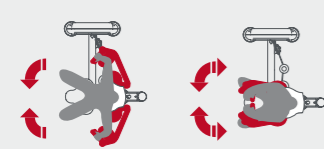


PECTORAL MACHINE

UPPER BODY
1SC035

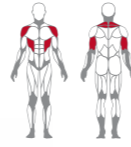


| DIMENSIONS | | LOAD | |
|------------|-----------|---------------|--|
| W 140 cm | H 160 cm | Std 50 kg | |
| L 95 cm | Wt 180 kg | Opt 80/100 kg | |

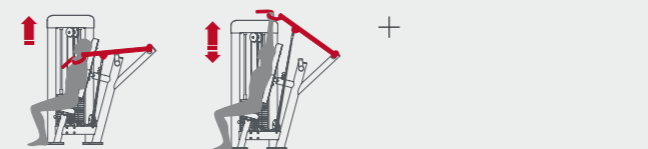


DELTOID PRESS CONVERGENT PLUS

UPPER BODY
1SC024A

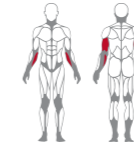


| DIMENSIONS | | LOAD | | OPTIONAL |
|------------|-----------|------------|--|-----------------------------------|
| W 165 cm | H 160 cm | Std 80 kg | | footrest with a slip-proof system |
| L 170 cm | Wt 215 kg | Opt 100 kg | | |



TRICEPS MACHINE

UPPER BODY
1SC053

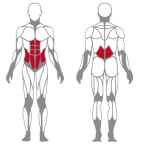


| DIMENSIONS | | LOAD | |
|------------|-----------|-----------|--|
| W 100 cm | H 160 cm | Std 60 kg | |
| L 115 cm | Wt 155 kg | | |



LOWER BACK

CORE
1SC005

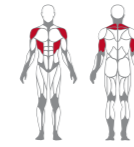


| DIMENSIONS | | LOAD | |
|------------|-----------|-----------|--|
| W 140 cm | H 160 cm | Std 60 kg | |
| L 105 cm | Wt 165 kg | Opt 80 kg | |

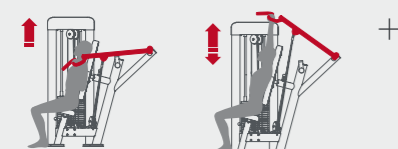


DELTOID PRESS CONVERGENT

UPPER BODY
1SC024

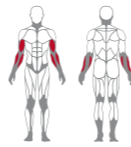


| DIMENSIONS | | LOAD | | OPTIONAL |
|------------|-----------|------------|--|-----------------------------------|
| W 165 cm | H 160 cm | Std 80 kg | | footrest with a slip-proof system |
| L 135 cm | Wt 190 kg | Opt 100 kg | | |



CURLING MACHINE

UPPER BODY
1SC051

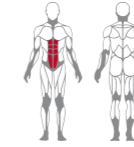


| DIMENSIONS | | LOAD | |
|------------|-----------|-----------|--|
| W 110 cm | H 160 cm | Std 50 kg | |
| L 90 cm | Wt 150 kg | Opt 80 kg | |



UPPER ABDOMINAL MACHINE

CORE
1SC065

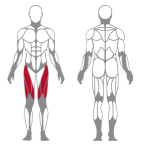


| DIMENSIONS | | LOAD | |
|------------|-----------|-----------|--|
| W 95 cm | H 160 cm | Std 50 kg | |
| L 115 cm | Wt 145 kg | Opt 80 kg | |

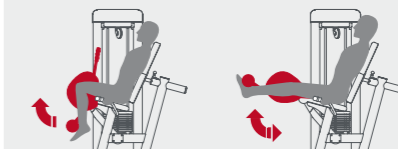


LEG EXTENSION

LOWER BODY
1SC081

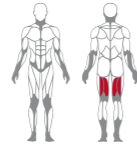


| DIMENSIONS | | LOAD | |
|------------|-----------|-----------|--|
| W 105 cm | H 160 cm | Std 50 kg | |
| L 150 cm | Wt 155 kg | Opt 80 kg | |



LEG CURLING

LOWER BODY
1SC082

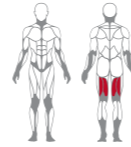


| DIMENSIONS | | LOAD | |
|------------|--------|------|--------|
| W | 105 cm | H | 160 cm |
| L | 165 cm | Wt | 155 kg |
| | | Std | 50 kg |
| | | Opt | 80 kg |



SEATED LEG CURLING

LOWER BODY
1SC083

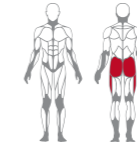


| DIMENSIONS | | LOAD | |
|------------|--------|------|--------|
| W | 105 cm | H | 160 cm |
| L | 155 cm | Wt | 155 kg |
| | | Std | 50 kg |
| | | Opt | 80 kg |

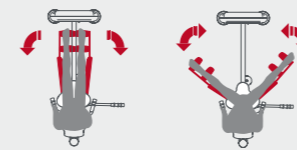


ABDUCTOR MACHINE

LOWER BODY
1SC086

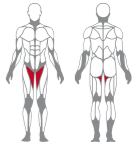


| DIMENSIONS | | LOAD | |
|------------|--------|------|--------|
| W | 180 cm | H | 160 cm |
| L | 165 cm | Wt | 130 kg |
| | | Std | 50 kg |
| | | Opt | 80 kg |

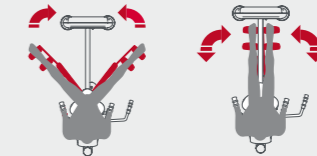


ADDUCTOR MACHINE

LOWER BODY
1SC087

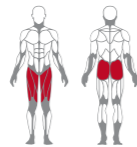


| DIMENSIONS | | LOAD | | OPTIONAL |
|------------|--------|------|--------|----------------|
| W | 180 cm | H | 160 cm | |
| L | 165 cm | Wt | 130 kg | pre-load lever |
| | | Std | 50 kg | |
| | | Opt | 80 kg | |

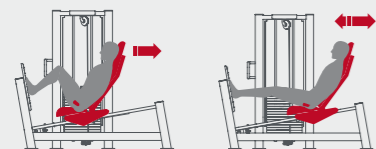


HORIZONTAL LEG PRESS

LOWER BODY
1SC085

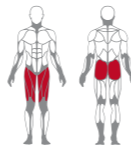


| DIMENSIONS | | LOAD | |
|------------|--------|------|--------|
| W | 120 cm | H | 205 cm |
| L | 200 cm | Wt | 310 kg |
| | | Std | 150 kg |
| | | Opt | 200 kg |



HORIZONTAL LEG PRESS MEDICAL

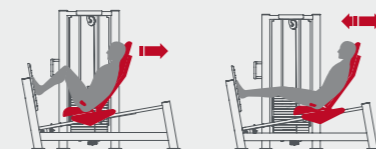
LOWER BODY
1SC085M



- MAIN FEATURES:**
- Adjustable shoulders rest
 - Adjustable backrest inclination gas assisted in 2 positions
 - Platform with adjustable inclination
 - Range limiting system

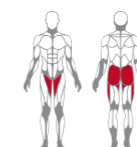


| DIMENSIONS | | LOAD | |
|------------|--------|------|--------|
| W | 120 cm | H | 150 cm |
| L | 205 cm | Wt | 310 kg |
| | | Std | 120 kg |

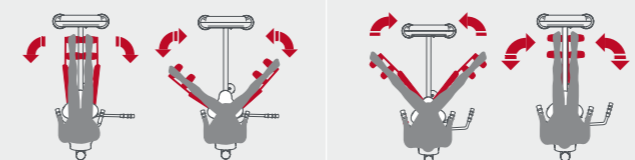


ADDUCTOR/ABDUCTOR MACHINE

LOWER BODY
1SC093

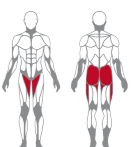


| DIMENSIONS | | LOAD | |
|------------|--------|------|--------|
| W | 65 cm | H | 160 cm |
| L | 179 cm | Wt | 230 kg |
| | | Std | 50 kg |
| | | Opt | 80 kg |



STANDING ADDUCTOR/ABDUCTOR MACHINE

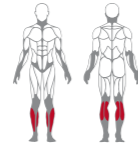
LOWER BODY
1SC098



| DIMENSIONS | | LOAD | |
|------------|--------|------|--------|
| W | 70 cm | H | 160 cm |
| L | 155 cm | Wt | 280 kg |
| | | Std | 100 kg |

CALF MACHINE

LOWER BODY
1SC089

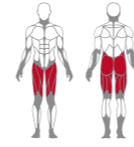


| DIMENSIONS | | LOAD | |
|------------|-------|------|--------|
| W | 65 cm | H | 185 cm |
| L | 75 cm | Wt | 165 kg |
| | | Std | 100 kg |
| | | Opt | 120 kg |



MULTI HIP

LOWER BODY
1SC090

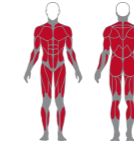


| DIMENSIONS | | LOAD | |
|------------|--------|------|--------|
| W | 100 cm | H | 160 cm |
| L | 125 cm | Wt | 140 kg |
| | | Std | 50 kg |

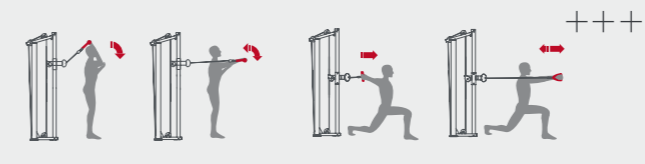


HIG LOW PULLEY

MULTIFUNCTIONAL
1SC114

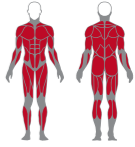


| DIMENSIONS | | LOAD | | OPTIONAL |
|------------|--------|------|--------|--------------------------|
| W | 100 cm | H | 225 cm | various bars and handles |
| L | 115 cm | Wt | 150 kg | |
| | | Std | 50 kg | |
| | | Opt | 80 kg | |

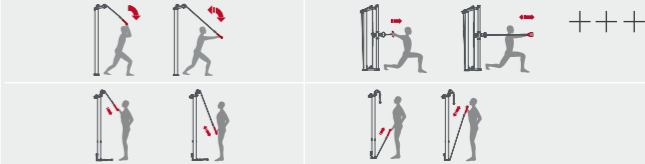


4-STATION MULTI GYM

MULTIFUNCTIONAL
1SC112

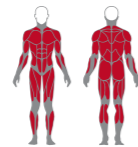


| DIMENSIONS | | LOAD | | OPTIONAL |
|------------|--------|------|--------|--------------------------|
| W | 110 cm | H | 225 cm | various bars and handles |
| L | 140 cm | Wt | 330 kg | |
| | | Std | 50 kg | |
| | | Opt | 80 kg | |

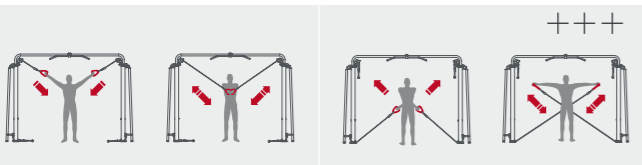


CABLE CROSSOVER

MULTIFUNCTIONAL
1SC111

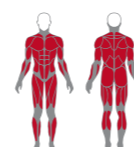


| DIMENSIONS | | LOAD | | OPTIONAL |
|------------|--------|------|--------|--|
| W | 125 cm | H | 235 cm | multi traction bar; various bars and handles |
| L | 370 cm | Wt | 290 kg | |
| | | Std | 50 kg | |
| | | Opt | 80 kg | |

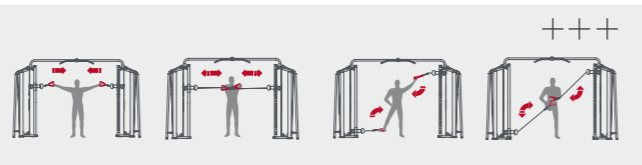


ADJUSTABLE CABLE CROSSOVER

MULTIFUNCTIONAL
1SC120

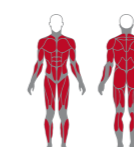


| DIMENSIONS | | LOAD | | OPTIONAL |
|------------|--------|------|--------|--|
| W | 125 cm | H | 240 cm | multi traction bar; various bars and handles |
| L | 430 cm | Wt | 330 kg | |
| | | Std | 50 kg | |
| | | Opt | 80 kg | |

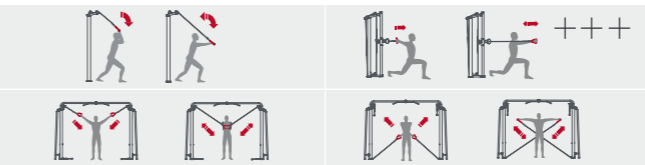


4-STATION MULTI GYM + CABLE STATION WITH BAR

MULTIFUNCTIONAL
1SC112+1SC116

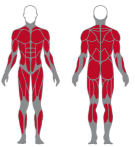


| DIMENSIONS | | LOAD | | OPTIONAL |
|------------|--------|------|--------|--------------------------|
| W | 110 cm | H | 235 cm | various bars and handles |
| L | 425 cm | Wt | 450 kg | |
| | | Std | 50 kg | |
| | | Opt | 80 kg | |

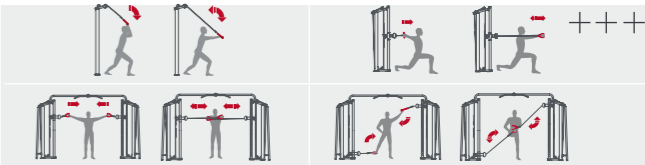


4-STATION MULTI GYM + ADJUSTABLE CABLE STATION WITH BAR

MULTIFUNCTIONAL
1SC112+1SC124

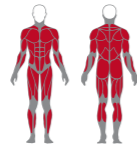


| DIMENSIONS | | LOAD | | OPTIONAL |
|------------|--------|------|--------|--|
| W | 110 cm | H | 240 cm | multi traction bar; various bars and handles |
| L | 435 cm | Wt | 480 kg | |
| | | Std | 50 kg | |
| | | Opt | 80 kg | |

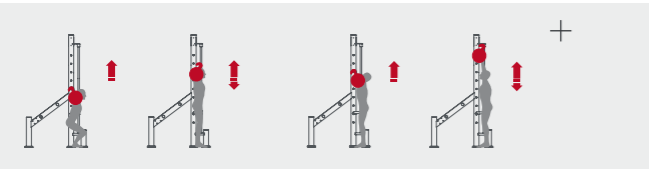


SMITH MACHINE LINEAR BEARINGS

MULTIFUNCTIONAL
1SC113A

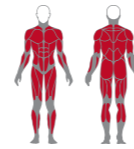


| DIMENSIONS | | LOAD | OPTIONAL |
|------------|--------|------------|-------------------------------|
| W | 225 cm | Max 310 kg | 1SC201 fully adjustable bench |
| H | 220 cm | | |
| L | 125 cm | Wt 135 kg | |

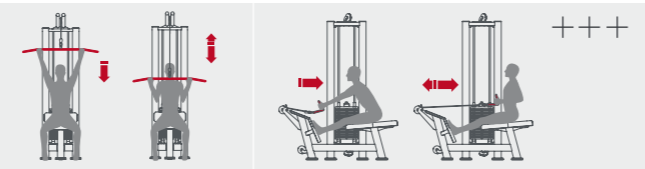


JUNGLE MACHINE

MULTIFUNCTIONAL
1SC115

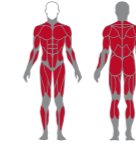


| DIMENSIONS | | LOAD | OPTIONAL |
|------------|--------|---------------|--------------------------|
| W | 160 cm | Std 50/80 kg | various bars and handles |
| H | 230 cm | Opt 80/100 kg | |
| L | 185 cm | Wt 500 kg | |

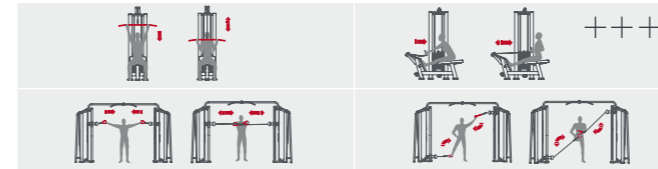


JUNGLE MACHINE HLP + ADJUSTABLE CABLE STATION WITH BAR

MULTIFUNCTIONAL
1SC115HLP+1SC124

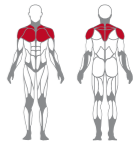


| DIMENSIONS | | LOAD | OPTIONAL |
|------------|--------|---------------|--|
| W | 186 cm | Std 50/80 kg | multi traction bar; various bars and handles |
| H | 240 cm | Opt 80/100 kg | |
| L | 510 cm | Wt 450 kg | |

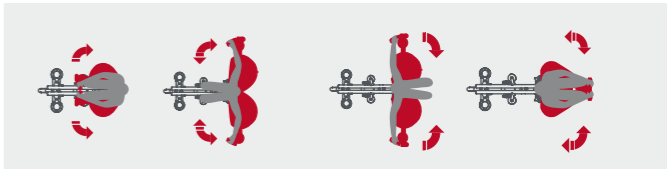


PECK BACK

UPPER BODY
1SC117

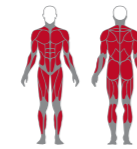


| DIMENSIONS | | LOAD |
|------------|--------|-----------|
| W | 170 cm | Std 50 kg |
| H | 190 cm | Opt 80 kg |
| L | 135 cm | Wt 160 kg |

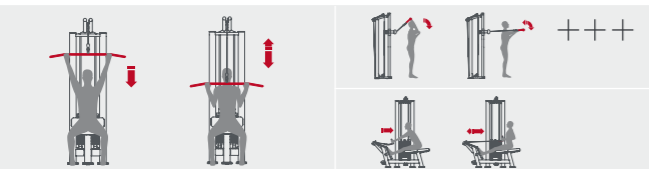


JUNGLE MACHINE HLP

MULTIFUNCTIONAL
1SC115HLP

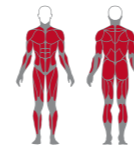


| DIMENSIONS | | LOAD | OPTIONAL |
|------------|--------|---------------|--------------------------|
| W | 185 cm | Std 50/80 kg | various bars and handles |
| H | 230 cm | Opt 80/100 kg | |
| L | 210 cm | Wt 350 kg | |

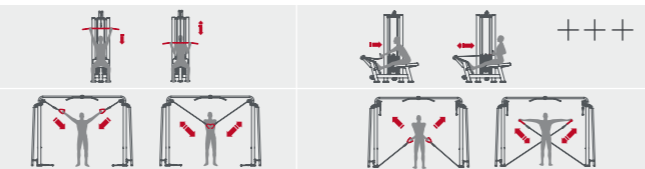


JUNGLE MACHINE + CABLE STATION WITH BAR

MULTIFUNCTIONAL
1SC115+1SC116

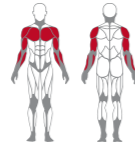


| DIMENSIONS | | LOAD | OPTIONAL |
|------------|--------|---------------|--|
| W | 185 cm | Std 50/80 kg | multi traction bar; various bars and handles |
| H | 240 cm | Opt 80/100 kg | |
| L | 455 cm | Wt 520 kg | |



OLYMPIC FLAT BENCH

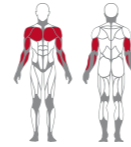
BENCHES
1SC203



| | | |
|----------------------|-------------|-----------------|
| DIMENSIONS | LOAD | OPTIONAL |
| W 130 cm H 130 cm | Max 310 kg | barbells |
| L 125 cm Wt 80 kg | | |

OLYMPIC INCLINED BENCH

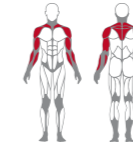
BENCHES
1SC205



| | | |
|-----------------------|-------------|-----------------|
| DIMENSIONS | LOAD | OPTIONAL |
| W 130 cm H 160 cm | Max 310 kg | barbells |
| L 140 cm Wt 120 kg | | |

CURL RACK

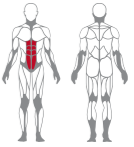
BENCHES
1SC209



| | |
|---------------------|-----------------|
| DIMENSIONS | OPTIONAL |
| W 75 cm H 105 cm | barbells |
| L 55 cm Wt 40 kg | |

ADJUSTABLE CRUNCH BOARD

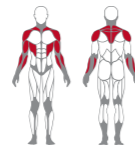
BENCHES
1SC210



| |
|----------------------|
| DIMENSIONS |
| W 60 cm H 100 cm |
| L 130 cm Wt 45 kg |

OLYMPIC SHOULDER BENCH

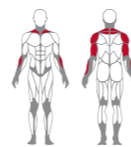
BENCHES
1SC207



| | | |
|-----------------------|-------------|-----------------|
| DIMENSIONS | LOAD | OPTIONAL |
| W 130 cm H 180 cm | Max 310 kg | barbells |
| L 105 cm Wt 100 kg | | |

SEATED CURL BENCH

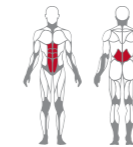
BENCHES
1SC208



| | |
|---------------------|-----------------|
| DIMENSIONS | OPTIONAL |
| W 75 cm H 95 cm | barbells |
| L 90 cm Wt 45 kg | |

AB CRUNCH BENCH

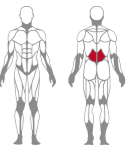
BENCHES
1SC218



| |
|-----------------------|
| DIMENSIONS |
| W 110 cm H 105 cm |
| L 145 cm Wt 115 kg |

IPEREXTENSION 45° BENCH

BENCHES
1SC221

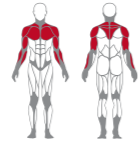


| |
|----------------------|
| DIMENSIONS |
| W 70 cm H 110 cm |
| L 150 cm Wt 45 kg |



FULLY ADJUSTABLE BENCH

BENCHES
1SC201



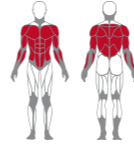
DIMENSIONS

W 70 cm H 50 cm
L 145 cm Wt 40 kg



CHIN AND DIP (CHIN OPTIONAL)

BENCHES
1SC211



DIMENSIONS

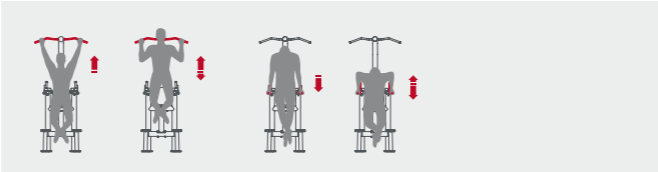
W 85 cm H 110 cm
L 115 cm Wt 115 kg

DIMENSIONS WITH CHIN

W 160 cm H 24 cm
L 115 cm Wt 130 kg

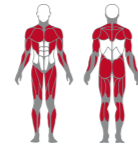
OPTIONAL

chin



SQUAT RACK

BENCHES
1SC230



DIMENSIONS


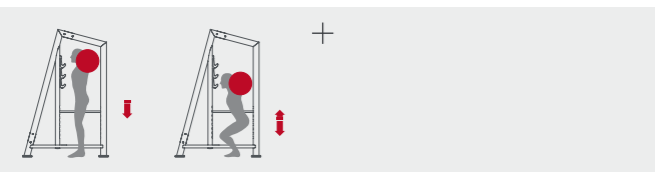
W 125 cm H 225 cm
L 150 cm Wt 180 kg

LOAD

Max 310 kg

OPTIONAL

barbells



UNIVERSITY OF SOUTH AUSTRALIA EDUCATIONAL AUSTRALIA



Worldwide Fitness Company

FREWEIGHT®
 HIGH PERFORMANCE

PANATTA FREWEIGHT

Freeweight HP: esempio di eccellenza e unicità biomeccanica. Una linea completa di macchine e panche a pesi liberi nata con l'obiettivo di migliorare forza e resistenza dei gruppi muscolari, componenti essenziali della performance umana.

Freeweight HP: the emblem of excellence and unique biomechanics. A complete line of free weight machines and benches conceived with the objective of improving the strength and resistance of the muscle groups, essential components of human performance.

n° machines: 43
n° benches: 20

Find more



FR. Freeweight HP: exemple d'excellence et d'unicité biomécanique. Une ligne complète de machines et de bancs de musculation à charge libre créée dans le but d'améliorer la force et la résistance des groupes musculaires, composants essentiels des performances humaines.

ES. Freeweight HP: Ejemplo de excelencia y unicidad biomecánica. Una completa línea de máquinas y bancos de pesos libres nacida con el objetivo de mejorar la fuerza y la resistencia de los grupos musculares, componentes esenciales del rendimiento humano.

DE. Freeweight HP: Herausragendes Beispiel für einzigartige Biomechanik. Eine komplette Linie von Maschinen und Bänken mit freien Gewichten zum Training von Kraft und Ausdauer der Muskelgruppen, der essentiellen Komponenten menschlicher Performance.

RU. Freeweight HP: пример биомеханического совершенства и уникальности. Полная линия оборудования и силовых скамей с разными грузами родилась для улучшения силы и стойкости мускульных групп, которые являются главным компонентом спортивной результативности человека.

AR. Freeweight HP: مثال على الأناقة والبيوميكانيكية الفريدة من نوعها. تشكيلة كاملة من الماكينات والمقاعد التي تهدف إلى تحسين قوة وصلابة العضلات التي تعتبر إحدى المكونات الأساسية للأداء البشري. إلى أبعد حد.

DESIGN
& MADE
INITALY

FREWEIGHT®
HIGH PERFORMANCE

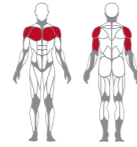


FREWEIGHT®
HIGH PERFORMANCE



VERTICAL CHEST PRESS

UPPER BODY
1HP536

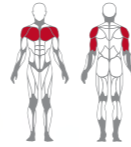


| DIMENSIONS | | LOAD | OPTIONAL |
|------------|--------|------------|-----------------------------------|
| W | 140 cm | Max 220 kg | footrest with a slip-proof system |
| L | 195 cm | | |
| H | 130 cm | | |
| Wt | 180 kg | | |




INCLINED CHEST PRESS

UPPER BODY
1HP535

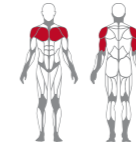


| DIMENSIONS | | LOAD | OPTIONAL |
|------------|--------|------------|--|
| W | 160 cm | Max 220 kg | footrest with a slip-proof system additional weight holders |
| L | 160 cm | | |
| H | 190 cm | | |
| Wt | 160 kg | | |




SUPER HORIZONTAL BENCH PRESS

UPPER BODY
1HP537

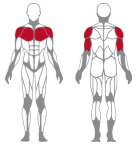


| DIMENSIONS | | LOAD |
|------------|--------|------------|
| W | 165 cm | Max 220 kg |
| L | 215 cm | |
| H | 75 cm | |
| Wt | 165 kg | |



HORIZONTAL BENCH PRESS

UPPER BODY
1HP537B

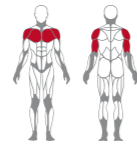


| DIMENSIONS | | LOAD | OPTIONAL |
|------------|--------|------------|--|
| W | 165 cm | Max 220 kg | easy entry system from the top with automatic return |
| L | 175 cm | | |
| H | 75 cm | | |
| Wt | 120 kg | | |



SUPER INCLINED BENCH PRESS


UPPER BODY
1HP533



- MAIN FEATURES**
- Automatic easy entry system from the top
 - Adjustable limit 4 positions

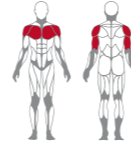


| DIMENSIONS | | LOAD |
|------------|--------|------------|
| W | 165 cm | Max 220 kg |
| L | 205 cm | |
| H | 120 cm | |
| Wt | 180 kg | |



INCLINED BENCH PRESS


UPPER BODY
1HP533B



- MAIN FEATURES**
- Adjustable limit 2 positions
 - Optional: automatic easy entry system from the top / adjustable limit 4 positions

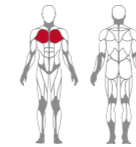


| DIMENSIONS | | LOAD | OPTIONAL |
|------------|--------|------------|--|
| W | 165 cm | Max 220 kg | easy entry system from the top with automatic return |
| L | 190 cm | | |
| H | 120 cm | | |
| Wt | 135 kg | | |



INCLINED FLIGHT MACHINE

UPPER BODY
1HP538

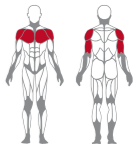


| DIMENSIONS | | LOAD |
|------------|--------|------------|
| W | 110 cm | Max 220 kg |
| L | 195 cm | |
| H | 85 cm | |
| Wt | 125 kg | |




DECLINED CHEST PRESS

UPPER BODY
1HP541

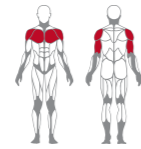


| DIMENSIONS | | LOAD | OPTIONAL |
|------------|--------|------------|-----------------------------------|
| W | 140 cm | Max 220 kg | footrest with a slip-proof system |
| L | 195 cm | | |
| H | 130 cm | | |
| Wt | 180 kg | | |



DIPS PRESS DUAL SYSTEM


UPPER BODY
1HP540



MAIN FEATURES
 Independent levers with blocking system:
 unilateral or bilateral exercise

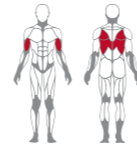


| DIMENSIONS | | LOAD | |
|------------|--------|------|--------|
| W | 155 cm | H | 105 cm |
| L | 195 cm | Wt | 175 kg |
| | | Max | 220 kg |




LAT MACHINE CONVERGENT

UPPER BODY
1HP501

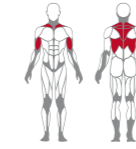


| DIMENSIONS | | LOAD | OPTIONAL |
|------------|--------|------------|-----------------------------------|
| W | 140 cm | Max 220 kg | footrest with a slip-proof system |
| L | 180 cm | H | 205 cm |
| | | Wt | 140 kg |




LOW ROW

UPPER BODY
1HP502

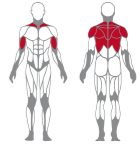


| DIMENSIONS | | LOAD | OPTIONAL |
|------------|--------|------------|---------------------------|
| W | 155 cm | Max 220 kg | additional weight holders |
| L | 145 cm | H | 160 cm |
| | | Wt | 160 kg |



SUPER ROWING

UPPER BODY
1HP504A

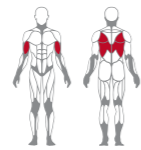


| DIMENSIONS | | LOAD | OPTIONAL |
|------------|--------|------------|---------------------------|
| W | 140 cm | Max 220 kg | additional weight holders |
| L | 175 cm | H | 115 cm |
| | | Wt | 190 kg |



HIGH ROW

UPPER BODY
1HP503

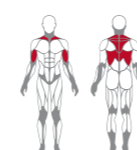


| DIMENSIONS | | LOAD | OPTIONAL |
|------------|--------|------------|-----------------------------------|
| W | 140 cm | Max 220 kg | footrest with a slip-proof system |
| L | 185 cm | H | 200 cm |
| | | Wt | 160 kg |

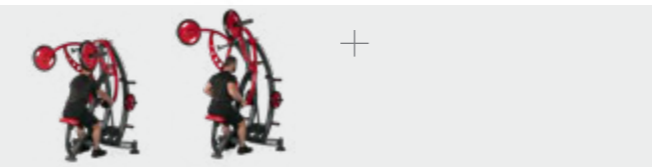


POWER ROW

UPPER BODY
1HP502PR

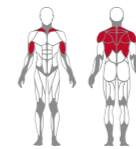


| DIMENSIONS | | LOAD | OPTIONAL |
|------------|--------|------------|---------------------------|
| W | 150 cm | Max 220 kg | additional weight holders |
| L | 135 cm | H | 190 cm |
| | | Wt | 175 kg |

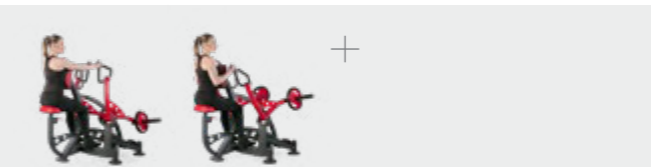


ROWING MACHINE

UPPER BODY
1HP508

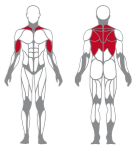


| DIMENSIONS | | LOAD | |
|------------|--------|------------|--------|
| W | 135 cm | Max 220 kg | |
| L | 150 cm | H | 125 cm |
| | | Wt | 130 kg |



T-BAR ROW


UPPER BODY
1HP507



MAIN FEATURES
 Independent levers with blocking system:
 unilateral or bilateral exercise

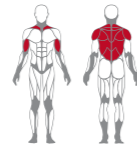


| DIMENSIONS | | LOAD | OPTIONAL |
|------------|--------|------------|---------------------------|
| W | 115 cm | Max 220 kg | additional weight holders |
| L | 155 cm | H | 140 cm |
| | | Wt | 170 kg |



SUPER DORSY BAR

UPPER BODY
1HP505S

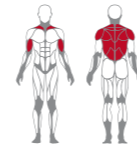


| DIMENSIONS | | LOAD | OPTIONAL |
|------------|--------|-----------|----------------|
| W | 125 cm | H 140 cm | Max 155 kg |
| L | 185 cm | Wt 150 kg | steel platform |




DORSY BAR

BENCHES
1HP505

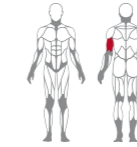


| DIMENSIONS | | LOAD |
|------------|--------|-----------|
| W | 115 cm | H 55 cm |
| L | 185 cm | Wt 110 kg |



TRICEPS MACHINE

UPPER BODY
1HP552



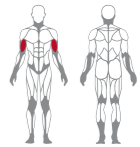
MAIN FEATURES
Adjustable gas assisted support for the back

| DIMENSIONS | | LOAD | OPTIONAL |
|------------|--------|-----------|---------------------------|
| W | 155 cm | H 140 cm | Max 220 kg |
| L | 135 cm | Wt 145 kg | additional weight holders |



CURLING MACHINE

UPPER BODY
1HP551

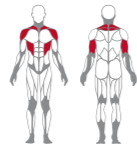


| DIMENSIONS | | LOAD | OPTIONAL |
|------------|--------|-----------|---------------------------|
| W | 155 cm | H 125 cm | Max 220 kg |
| L | 120 cm | Wt 165 kg | additional weight holders |




DELTOID PRESS

UPPER BODY
1HP525

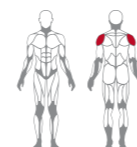


| DIMENSIONS | | LOAD | OPTIONAL |
|------------|--------|-----------|--|
| W | 160 cm | H 135 cm | Max 220 kg |
| L | 165 cm | Wt 175 kg | footrest with a slip-proof system; additional weight holders |



BACK DELTOIDS

UPPER BODY
1HP526

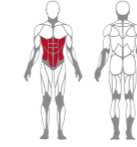


| DIMENSIONS | | LOAD | OPTIONAL |
|------------|--------|-----------|---------------------------|
| W | 130 cm | H 175 cm | Max 220 kg |
| L | 145 cm | Wt 130 kg | additional weight holders |




ABDOMINAL CRUNCH

CORE
1HP565

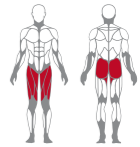


| DIMENSIONS | | LOAD |
|------------|--------|-----------|
| W | 130 cm | H 155 cm |
| L | 140 cm | Wt 110 kg |




LEG PRESS 45°

LOWER BODY
1HP586

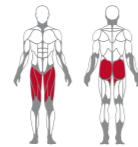


| DIMENSIONS | | LOAD | OPTIONAL |
|------------|--------|-----------|---|
| W | 160 cm | H 150 cm | Max 670 kg |
| L | 250 cm | Wt 260 kg | steel platform; additional weight holders |



LEG PRESS BRIDGE

LOWER BODY
1HP583

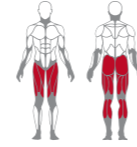


| DIMENSIONS | | LOAD | OPTIONAL |
|------------|-----------|------------|----------------|
| W 180 cm | H 160 cm | Max 450 kg | steel platform |
| L 240 cm | Wt 260 kg | | |




VERTICAL LEG PRESS

LOWER BODY
1HP593

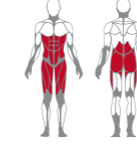


| DIMENSIONS | | LOAD |
|------------|-----------|------------|
| W 230 cm | H 200 cm | Max 800 kg |
| L 195 cm | Wt 350 kg | |



HACK SQUAT

LOWER BODY
1HP587

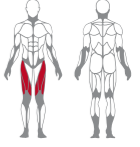


| DIMENSIONS | | LOAD | OPTIONAL |
|------------|-----------|------------|---|
| W 130 cm | H 155 cm | Max 310 kg | steel platform; additional weight holders |
| L 230 cm | Wt 240 kg | | |




LEG EXTENSION

LOWER BODY
1HP581

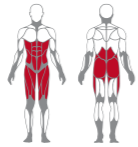


| DIMENSIONS | | LOAD | OPTIONAL |
|------------|-----------|------------|------------------------|
| W 150 cm | H 145 cm | Max 220 kg | start angle adjustment |
| L 145 cm | Wt 170 kg | | |




SQUAT MACHINE

LOWER BODY
1HP591

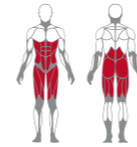


| DIMENSIONS | | LOAD | OPTIONAL |
|------------|-----------|------------|---------------------------|
| W 165 cm | H 160 cm | Max 310 kg | additional weight holders |
| L 200 cm | Wt 205 kg | | |




POWER SQUAT

LOWER BODY
1HP584

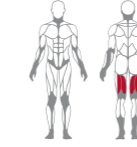


| DIMENSIONS | | LOAD | OPTIONAL |
|------------|-----------|------------|----------------|
| W 135 cm | H 200 cm | Max 310 kg | steel platform |
| L 210 cm | Wt 215 kg | | |




LEG CURLING

LOWER BODY
1HP582

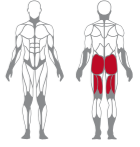


| DIMENSIONS | | LOAD |
|------------|-----------|------------|
| W 150 cm | H 80 cm | Max 220 kg |
| L 180 cm | Wt 150 kg | |



HIP THRUST

LOWER BODY
1HP597

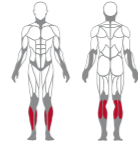


| DIMENSIONS | | LOAD | OPTIONAL |
|------------|-----------|------------|---------------------|
| W 125 cm | H 140 cm | Max 220 kg | adjustable platform |
| L 200 cm | Wt 180 kg | | |

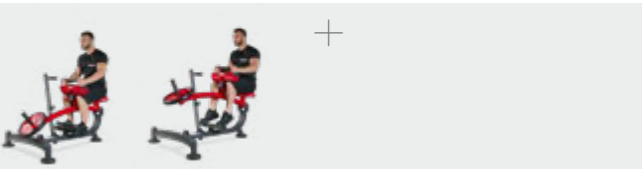


SEATED CALF

LOWER BODY
1HP588

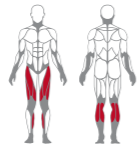


| DIMENSIONS | | LOAD | OPTIONAL |
|------------|--------|------------|------------|
| W | 140 cm | Max 135 kg | tibial kit |
| H | 100 cm | | |
| L | 115 cm | | |
| | | | Wt 75 kg |



CALF HACK

LOWER BODY
1HP592

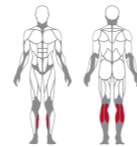


| DIMENSIONS | | LOAD | OPTIONAL |
|------------|--------|------------|---|
| W | 115 cm | Max 310 kg | steel platform; additional weight holders |
| H | 140 cm | | |
| L | 200 cm | | |
| | | | Wt 200 kg |



DONKEY CALF

LOWER BODY
1HP589

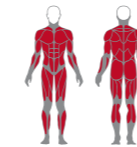


| DIMENSIONS | | LOAD | OPTIONAL |
|------------|--------|------------|---------------------------|
| W | 110 cm | Max 310 kg | additional weight holders |
| H | 160 cm | | |
| L | 190 cm | | |
| | | | Wt 200 kg |



SMITH MACHINE COUNTERBALANCED LINEAR BEARINGS BASE

MULTIFUNCTIONAL
1HP120



| DIMENSIONS | | LOAD | OPTIONAL |
|------------|--------|------------|--|
| W | 200 cm | Max 310 kg | 1HP201S - fully adjustable special kit |
| H | 230 cm | | |
| L | 175 cm | | |
| | | | Wt 200 kg |



SMITH MACHINE COUNTERBALANCED LINEAR BEARINGS FULL

MULTIFUNCTIONAL
1HP120F

MAIN FEATURES

- Special adjustable bench
- Track with horizontal adjustment
- Height-adjustable safety lock
- Counterbalanced
- 1HP201S - fully adjustable special kit (included)



| DIMENSIONS | | LOAD |
|------------|--------|------------|
| W | 200 cm | Max 310 kg |
| H | 230 cm | |
| L | 175 cm | |
| | | Wt 280 kg |



POWER SMITH MACHINE DUAL SYSTEM

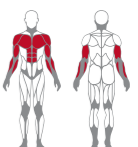
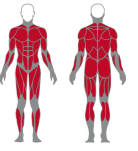
MULTIFUNCTIONAL
1HP121

MAIN FEATURES

- Dual workout position: horizontal bench press, declined bench press
- Gas assisted inclination adjustment: 0°, -9°, -18°
- Track with horizontal adjustment: 14 positions
- Retractable ergonomic rolls
- 6 weight holders
- Docks for elastics



| DIMENSIONS | | LOAD |
|------------|--------|------------------------|
| W | 170 cm | Max 200 kg (each side) |
| H | 150 cm | |
| L | 195 cm | |
| | | Wt 250 kg |

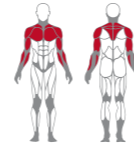


POWER SMITH MACHINE DUAL SYSTEM UPPER

MULTIFUNCTIONAL
1HP122

MAIN FEATURES

- Dual workout position: inclined bench press, shoulder press
- Gas assisted inclination adjustment: 38°, 44°, 80°
- Seat with gas assisted height adjustment
- Track with horizontal adjustment: 9 (inclined) +9 (shoulder) positions
- 6 weight holders
- Docks for elastics



| DIMENSIONS | | LOAD |
|------------|-----------|---------------------------|
| W 170 cm | H 205 cm | Max 200 kg (each side) |
| L 190 cm | Wt 295 kg | |

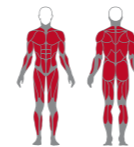


HALF RACK BASE

MULTIFUNCTIONAL
1HP234A

MAIN FEATURES

- Multichinning bars
- Adjustable safety holder
- Six docks for elastics
- Illustrative chart with qr code



OPTIONAL
1HP201A
FULLY ADJ
SPECIAL KIT



OPTIONAL
1BC99
DIPS BARS




OPTIONAL
1BC100
POWER JOINT



OPTIONAL
1BC101
T-BAR ROW
HANDLE



| DIMENSIONS | | LOAD | OPTIONAL |
|------------|-----------|------------|---|
| W 160 cm | H 230 cm | Max 400 kg | barbells; 1HP201A fully adjustable special kit |
| L 170 cm | Wt 195 kg | | |

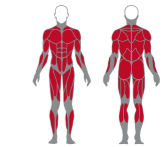


HALF RACK FULL


MULTIFUNCTIONAL
1HP234

MAIN FEATURES

- Independent Fully Adjustable Bench
- Multichinning bars
- Dips bars
- Adjustable safety holder
- Six docks for elastics
- Illustrative chart with qr code



| DIMENSIONS | | LOAD | OPTIONAL |
|------------|-----------|------------|----------|
| W 160 cm | H 230 cm | Max 400 kg | barbells |
| L 170 cm | Wt 280 kg | | |



INCLUDED
FULLY ADJ
SPECIAL KIT



INCLUDED
DIPS BARS



INCLUDED
POWER JOINT

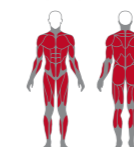


INCLUDED
T-BAR ROW
HANDLE



JAMMER

MULTIFUNCTIONAL
1HP534

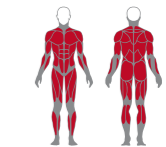


| DIMENSIONS | | LOAD |
|------------|-----------|------------|
| W 170 cm | H 225 cm | Max 310 kg |
| L 185 cm | Wt 180 kg | |




COMBO TWIST

MULTIFUNCTIONAL
1HP506

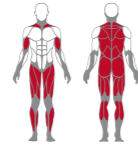


| DIMENSIONS | | LOAD |
|------------|-----------|------------|
| W 175 cm | H 135 cm | Max 310 kg |
| L 150 cm | Wt 140 kg | |




SQUAT LUNGE

MULTIFUNCTIONAL
1HP590



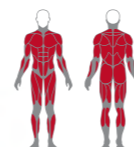
DIMENSIONS
W 155 cm H 80 cm
L 175 cm Wt 165 kg

LOAD
Max 310 kg



POWER RACK

BENCHES
1HP231



DIMENSIONS
W 155 cm H 210 cm
L 190 cm Wt 160 kg

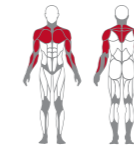
LOAD
Max 400 kg

OPTIONAL
multi traction bar
special kit; barbells

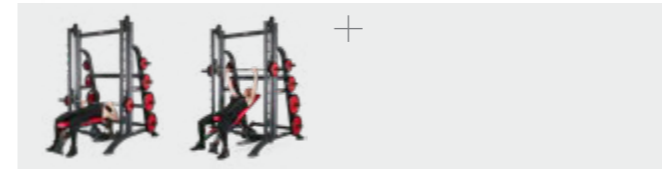


**FULLY ADJUSTABLE-
SPECIAL KIT SMITH MACHINE**

BENCHES
1HP201S

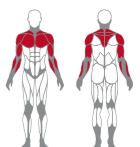


DIMENSIONS
W 115 cm H 50 cm
L 150 cm Wt 80 kg



**FULLY ADJUSTABLE -
SPECIAL KIT HALF RACK BASE**

BENCHES
1HP201A

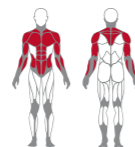


DIMENSIONS
W 80 cm H 50 cm
L 140 cm Wt 70 kg



**MULTIPURPOSE
SIT UP BENCH**

BENCHES
1HP216

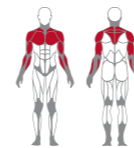


DIMENSIONS
W 80 cm H 85 cm
L 150 cm Wt 65 kg



**FULLY ADJUSTABLE
BENCH**

BENCHES
1HP201

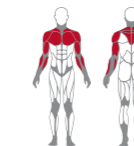


DIMENSIONS
W 80 cm H 50 cm
L 145 cm Wt 55 kg



POWER TOWER

BENCHES
1HP233



DIMENSIONS
W 155 cm H 185 cm
L 170 cm Wt 180 kg

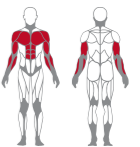
LOAD
Max 310 kg

OPTIONAL
barbells



**OLYMPIC
MULTI BENCH**


BENCHES
1HP206



DIMENSIONS
W 155 cm H 130 cm
L 190 cm Wt 150 kg

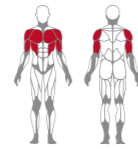
LOAD
Max 310 kg

OPTIONAL
barbells




SUPER OLYMPIC FLAT BENCH

BENCHES
1HP203

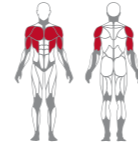


| DIMENSIONS | | LOAD | OPTIONAL |
|------------|-----------|------------|----------|
| W 155 cm | H 130 cm | Max 310 kg | barbells |
| L 180 cm | Wt 120 kg | | |



OLYMPIC FLAT BENCH

BENCHES
1HP203B

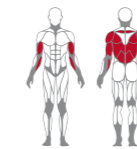


| DIMENSIONS | | LOAD | OPTIONAL |
|------------|----------|------------|----------|
| W 155 cm | H 130 cm | Max 310 kg | barbells |
| L 170 cm | Wt 70 kg | | |



MULTIMOTION BENCH

BENCHES
1HP217

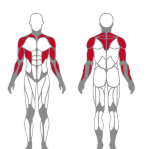


| DIMENSIONS | | LOAD | OPTIONAL |
|------------|-----------|------------|----------|
| W 130 cm | H 110 cm | Max 400 kg | barbells |
| L 115 cm | Wt 105 kg | | |



OLYMPIC SHOULDER BENCH

BENCHES
1HP207B

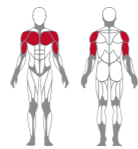


| DIMENSIONS | | LOAD | OPTIONAL |
|------------|-----------|------------|----------|
| W 155 cm | H 185 cm | Max 310 kg | barbells |
| L 125 cm | Wt 100 kg | | |



SUPER OLYMPIC INCLINED BENCH

BENCHES
1HP205



International Patent

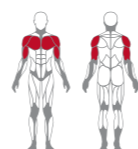


| DIMENSIONS | | LOAD | OPTIONAL |
|------------|-----------|------------|----------|
| W 155 cm | H 170 cm | Max 310 kg | barbells |
| L 180 cm | Wt 165 kg | | |



OLYMPIC INCLINED BENCH

BENCHES
1HP205B



| DIMENSIONS | | LOAD | OPTIONAL |
|------------|-----------|------------|----------|
| W 155 cm | H 165 cm | Max 310 kg | barbells |
| L 165 cm | Wt 110 kg | | |



SUPER OLYMPIC SHOULDER BENCH

BENCHES
1HP207



International Patent

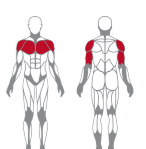


| DIMENSIONS | | LOAD | OPTIONAL |
|------------|-----------|------------|----------|
| W 155 cm | H 185 cm | Max 400 kg | barbells |
| L 175 cm | Wt 100 kg | | |



TRICEPS BENCH


BENCHES
1HP214



International Patent

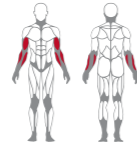


| DIMENSIONS | | LOAD | OPTIONAL |
|------------|-----------|------------|----------|
| W 130 cm | H 130 cm | Max 310 kg | barbells |
| L 220 cm | Wt 110 kg | | |



STANDING CURL BENCH

BENCHES
1HP215

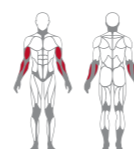


| DIMENSIONS | | LOAD | OPTIONAL |
|------------|--------|------------|----------|
| W | 80 cm | Max 220 kg | barbells |
| H | 110 cm | | |
| L | 110 cm | Wt | 80 kg |




ADJUSTABLE STANDING CURL BENCH - DOUBLE FACE

BENCHES
1HP213

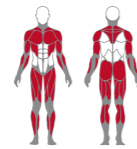


| DIMENSIONS | | LOAD | OPTIONAL |
|------------|--------|------------|-------------------------------------|
| W | 110 cm | Max 220 kg | barbells; additional weight holders |
| H | 120 cm | | |
| L | 135 cm | Wt | 130 kg |



POWER PLATFORM

UPPER BODY
1HP232



| DIMENSIONS | | LOAD | OPTIONAL |
|------------|--------|------------|----------|
| W | 130 cm | Max 400 kg | barbells |
| H | 130 cm | | |
| L | 130 cm | Wt | 110 kg |



EDUCATIONAL KIT

PT BOOK + DVD
1HP401



EDUCATIONAL KIT
+ PT BOOK > personal training exercises store / 150 pages / 1200 pictures / 80 drawings
+ INTERACTIVE DVD > Video of all machines and benches / Weight Machines and Benches





Worldwide Fitness Company

PANATTA ACCESSORIES



LAT MACHINE BAR

CHROMED VERSION
2CZ1435



DIMENSIONS

L 120 cm
Wt 5,2 kg

TRAZY BAR

CHROMED VERSION
2CZ1433



DIMENSIONS

L 72 cm
Wt 4,7 kg

REVOLVING CURL BAR

CHROMED VERSION
2CZ1438



DIMENSIONS

L 73 cm
Wt 3,3 kg

LAT MACHINE BAR

RUBBERIZED VERSION
2CZ1611



DIMENSIONS

L 120 cm
Wt 3,3 kg

TRAZY BAR

RUBBERIZED VERSION
2CZ1616



DIMENSIONS

L 72 cm
Wt 2,4 kg

REVOLVING CURL BAR

RUBBERIZED VERSION
2CZ1613



DIMENSIONS

L 73 cm
Wt 1,7 kg



STRAIGHT ROTATING TRICEPS BAR

CHROMED VERSION
1BC96



DIMENSIONS
L 50 cm
Wt 2,4 kg

TRICEPS PRESSDOWN BAR

CHROMED VERSION
2CZ1436



DIMENSIONS
L 72 cm
Wt 4,7 kg

TRICEPS ROPE

2CZ1434



DIMENSIONS
L 65 cm
Wt 0,5 kg

STRAIGHT ROTATING TRICEPS BAR

RUBBERIZED VERSION
2CZ1614



DIMENSIONS
L 120 cm
Wt 1,3 kg

TRICEPS PRESSDOWN BAR

RUBBERIZED VERSION
2CZ1617



DIMENSIONS
L 72 cm
Wt 2,4 kg

MULTI-EXERCISE BAR

RUBBERIZED VERSION
1BC92



DIMENSIONS
L 32 cm
Wt 1,4 kg

COMPLETE HANDLE

7FA02131



DIMENSIONS
L 23 cm
Wt 0,3 kg

BARBELLS

1BC65 - 67 - 68



| | Lenght | Ø | Weight | Distance |
|-------|--------|-------|--------|----------|
| 1BC65 | 150 cm | 50 mm | 14 kg | 101 cm |
| 1BC67 | 200 cm | 50 mm | 17 kg | 135 cm |
| 1BC68 | 220 cm | 50 mm | 20 kg | 131 cm |

FREE DUMBBELLS BAR

1BC75



| DIMENSIONS | | | DIMENSIONS | | |
|------------|----------|----------|------------|-------------|------------|
| Ø | 25/28 cm | Dx 13 cm | Ø | 50 mm/Nylon | Dx 11,5 cm |
| L | 36 cm | Wh 4 Kg | L | 50 cm | Wh 5 Kg |

OLYMPIC STANDARD BARBELL

1BC56



DIMENSIONS
Ø 50 mm Dx 133 cm
L 220 cm Wh 25 Kg

CURL BAR

1BC74



| DIMENSIONS | | | DIMENSIONS | | |
|------------|----------|----------|------------|--------|----------|
| Ø | 25/28 mm | Dx 81 cm | Ø | 50 cm | Dx 81 cm |
| L | 120 cm | Wh 7 Kg | L | 120 cm | Wh 9 Kg |

TRAP BAR

1BC76



| DIMENSIONS | | | LOAD |
|------------|--------|----------|------------|
| W | 68 cm | H 32 cm | Max 200 kg |
| L | 135 cm | Wt 35 kg | |



DUMBBELLS FULL



AVAILABLE VERSIONS

- 4-60 kg rubberised version with 2 kg increases (1MF4-1MF60)
- Ergonomic handle with independent rotation of 360°
- Weight tolerance: +/- 5%

DUMBBELLS STANDARD



AVAILABLE VERSIONS

- 4-60 kg rubberised version with 2 kg increases (1MB4-1MB60)
- Ergonomic handle with independent rotation of 360°
- Weight tolerance: +/- 5%

WEIGHT PLATES (Kg/Lb)



PLATES: 1 -2 - 5 Kg



PLATES ABOVE 10 Kg

THE RANGE

- Rubberised (1DG1:1DG20) and not rubberised (1DN1:1DN20) versions.
- 51 mm diam. 1, 2, 5, 10, 15 and 20 kg versions;
- Practical handgrips for plates above 10 kg.

PANATTA BLACK BUMPERS (Kg/Lb)



PANATTA BLACK BUMPERS - 51 mm diam.

- 2CZ4005 - BLACK BUMPER Kg 5
- 2CZ4010 - BLACK BUMPER Kg 10
- 2CZ4015 - BLACK BUMPER Kg 15
- 2CZ4020 - BLACK BUMPER Kg 20

URETHANE DUMBBELLS (Kg/Lb)

1RD025 - 1RD50



THE RANGE

- The dumbbells in urethane start from 2,5 kg up to 50 kg (with increases of 2,5 kg)
- Unit of measure: Kg/Lb

CHROMED DUMBBELLS



AVAILABLE VERSIONS

- Chromed dumbbell 2 kg (1DM2)
- Chromed dumbbell 3 kg (1DM3)

DUMBBELL RACKS - FIT EVO

RUBBERIZED VERSION



1FE250



1FE251

| | | | |
|----------------------------|-----------|----------------------------|----------|
| DIMENSIONS - 1FE250 | | DIMENSIONS - 1FE251 | |
| W 226 cm | H 79 cm | W 112 cm | H 77 cm |
| L 90 cm | Wt 115 kg | L 88 cm | Wt 75 kg |

TRIPLE LEVEL DUMBBELL RACK - FIT EVO

1FE255



DIMENSIONS

| | |
|----------|-----------|
| W 225 cm | H 110 cm |
| L 90 cm | Wt 140 kg |



DISK RACK - FIT EVO

1FE252



DIMENSIONS

W 64 cm H 88 cm
L 95 cm Wt 26 kg

DUMBBELL RACK - SEC

1SC249



1SC248



DIMENSIONS - 1SC248

W 228 cm H 76 cm
L 63 cm Wt 115 kg

DIMENSIONS - 1SC249

W 113 cm H 76 cm
L 63 cm Wt 38 kg

BARBELL RACK - SEC

1SC253



DIMENSIONS

W 75 cm H 133 cm
L 56 cm Wt 45 kg

BARBELL RACK DOUBLE SIDED

1FE254



DIMENSIONS

W 82 cm H 175 cm
L 120 cm Wt 80 kg

DISK RACK - SEC

1SC252



DIMENSIONS

W 71 cm H 115 cm
L 81 cm Wt 40 kg

BARBELL RACK- FIT EVO

1FE253



DIMENSIONS

W 82 cm H 148 cm
L 84 cm Wt 50 kg

ACCESSORY RACK

1FE256



DIMENSIONS

W 75 cm H 133 cm
L 56 cm Wt 45 kg

PRE - LOADED BARBELLS



FULL VERSION



BASE VERSION

AVAILABLE VERSIONS

- 1PBF10-1PBF18 / 1PBB10-1PBB18 10-18 KG with 2 kg increases
- 1PBF20-1PBF50 / 1PBB20-1PBB50 20-50 KG with 5 kg increases
- Full version high resistance cover (internal and external): red, graphite



PRE - LOADED CURL BARBELLS

140

PANATTA - ACCESSORIES



FULL VERSION



BASE VERSION

- AVAILABLE VERSIONS
- 1PCBF10 -1PCBF18 / 1PCBB10-1PCBB18 10-18 KG with 2 kg increases
 - 1PCBF20-1PCBF50 / 1PCBB20-1PCBB50 20-50 KG with 5 kg increases
 - Full version high resistance cover (internal and external): red, graphite



REAL GYM
FITNESS CLUB
ITALY



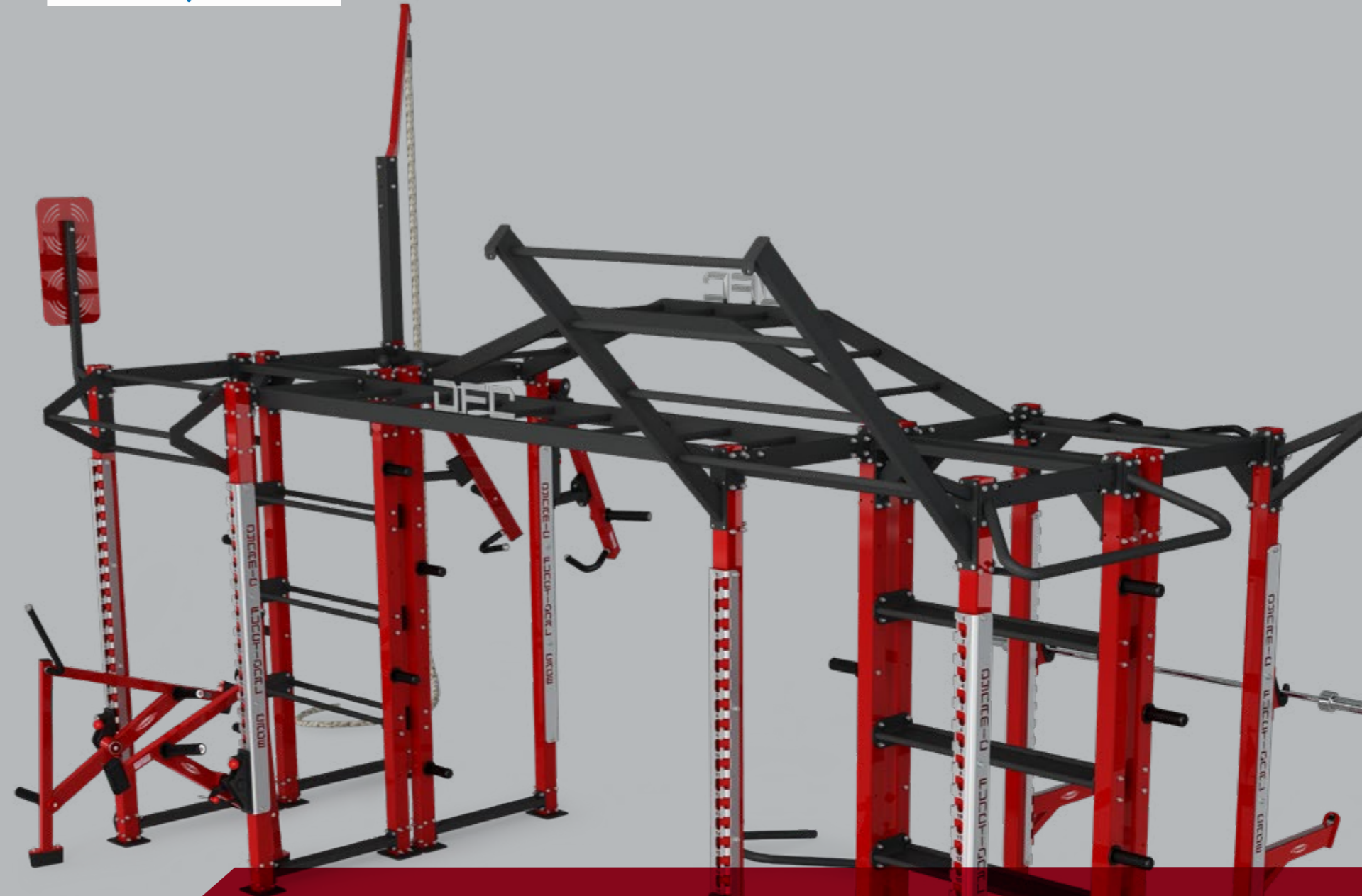
Worldwide Fitness Company

DYNAMIC FUNCTIONAL CAGE

DFC – Dynamic Functional Cage – è la proposta Panatta per l'allenamento funzionale. Struttura solida, robusta dal design moderno e Made in Italy al 100%. Oltre ai quattro modelli proposti, Panatta offre la possibilità di creare una DFC completamente custom realizzata in funzione dello spazio a disposizione e della tipologia di allenamento.

DFC – Dynamic Functional Cage – represents our innovative solution for functional training. Solid and robust structure, modern design and 100% Made in Italy. In addition to the 4 options presented, Panatta gives the chance to create a completely customized DFC according to the available space and to the type of training.

Find more



FR. DFC – Dynamic Functional Cage – est la proposition Panatta pour l'entraînement fonctionnel. Structure solide, robuste, avec design moderne et 100% Made in Italy. Outre les quatre modèles proposés, Panatta offre la possibilité de créer une DFC entièrement personnalisée en fonction de l'espace disponible et du type d'entraînement.

ES. DFC – Dynamic Functional Cage – representa la innovativa propuesta Panatta para el entrenamiento funcional. Una estructura sólida y resistente, con un diseño moderno y 100% Hecha en Italia. Más allá de los 4 modelos presentados, Panatta ofrece la posibilidad de crear una jaula DFC completamente personalizada considerando el espacio a disposición y la tipología de entrenamiento.

DE. DFC - Dynamic Functional Cage - ist der Panatta-Vorschlag für funktionelles Training. Starke und solide Struktur mit einem modernen 100% Made in Italy Design. Zusätzlich zu den vier vorgeschlagenen Modellen bietet Panatta die Möglichkeit, einen vollständig custom DFC zu erstellen, der entsprechend dem verfügbaren Platz und der Art des Trainings erstellt wird.

RU. DFC – Dynamic Functional Cage (рус. «Активная Функциональная Рама») – новое функциональное предложение под брендом Panatta. Надежная и прочная конструкция с современным дизайном и 100% Made in Italy. Помимо четырех предложенных моделей, Panatta предоставляет возможность создать раму DFC по индивидуальному запросу клиента, в зависимости от имеющейся площади и типа тренировки.

AR.

DFC (جهاز التمارين الوظيفية) يمثل حلًا مبتكرًا للتدريب الوظيفي والذي يتضمن تدريب الجسم على الأنشطة التي نقوم بها في الحياة اليومية. بنية متينة، قوية، تصميم حديث وصناعة إيطالية 100%. بالإضافة إلى الخيارات الأربعة المعروضة، توفر شركة باناتا الفرصة لإنشاء جهاز تمارين وظيفي مخصص تمامًا وفقاً للمساحة المتاحة ونوع التدريب المطلوب.

DESIGN
& MADE
INITALY

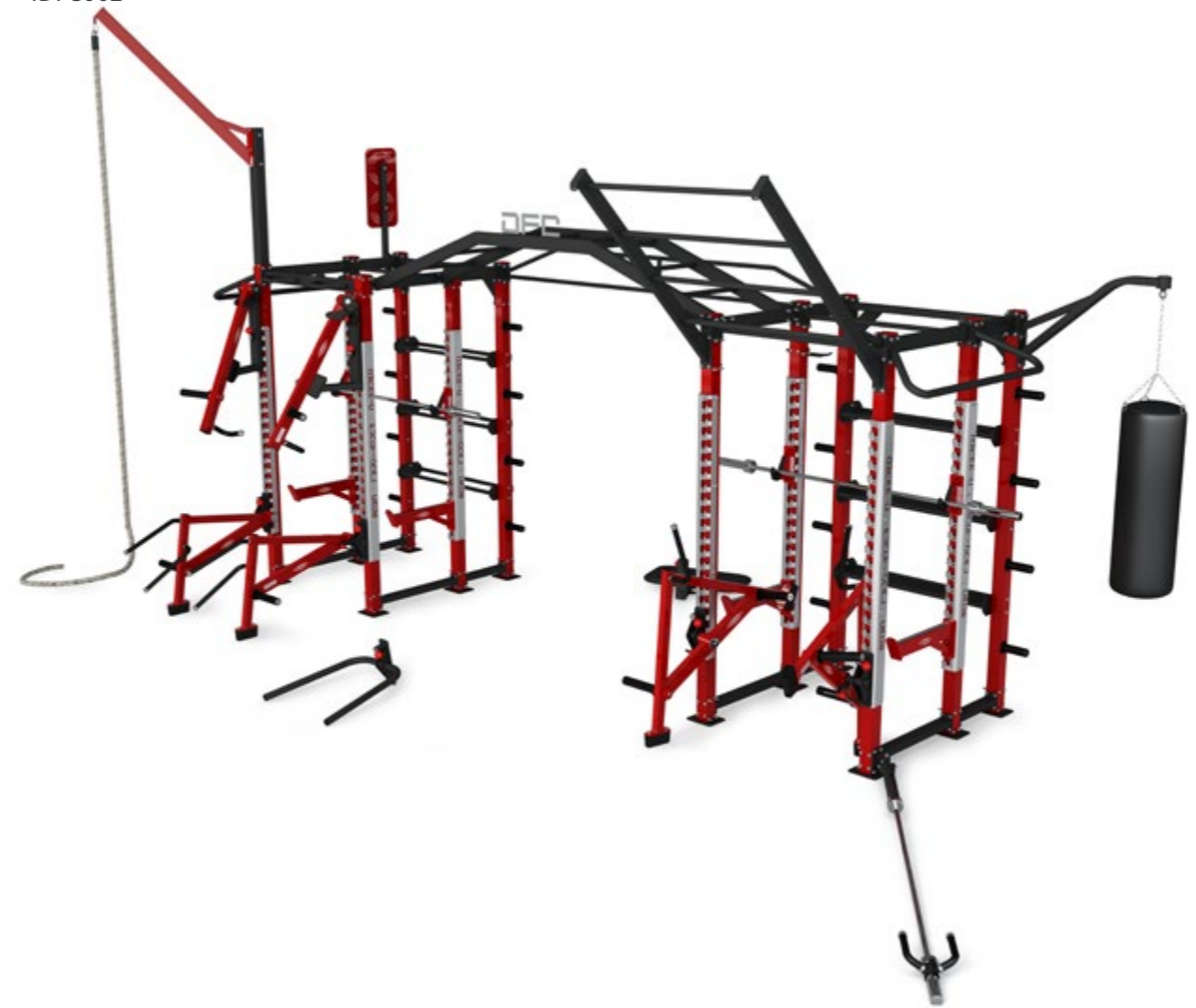
DFC 184 ELITE

1DFC001*



DFC 136 EDGE

1DFC002*



DIMENSIONS

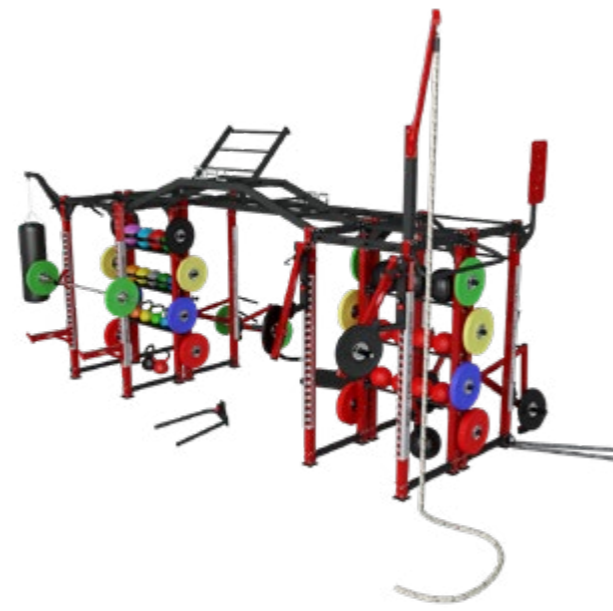
| | | | | | | | |
|---|--------|----|---------|---------------------------|--------|----------|--------------|
| W | 420 cm | H | 410 cm | Surface | 33 sqm | Delivery | Disassembled |
| L | 790 cm | Wt | 1100 kg | Suggested workout surface | 60 sqm | | |

DIMENSIONS

| | | | | | | | |
|---|--------|----|--------|---------------------------|--------|----------|--------------|
| W | 310 cm | H | 410 cm | Surface | 25 sqm | Delivery | Disassembled |
| L | 790 cm | Wt | 930 kg | Suggested workout surface | 50 sqm | | |

INCLUDED ELEMENTS

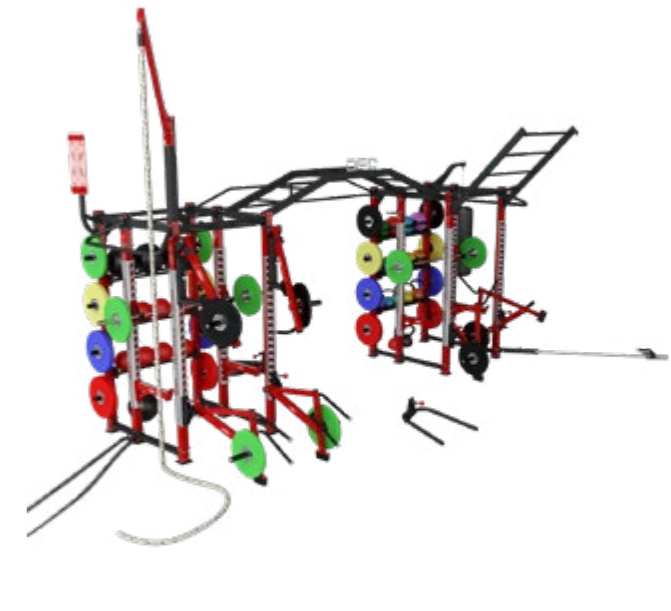
| TYPE | DESCRIPTION | Q.TY | |
|-----------------------|---------------------------------------|----------------------------------|---|
| MOBILE MODULES | SINGLE BARBELL HOOK | 2 | |
| | SINGLE SAFETY STOP | 2 | |
| | JAMMER | 1 | |
| | SQUAT LUNGE | 1 | |
| | COMBO TWIST | 1 | |
| | DIPS | 1 | |
| | STEP-UP BOARD | 1 | |
| | ADJUSTABLE CROSSBAR | 1 | |
| | FIXED MODULES | PUNCHING BAG SUPPORT | 1 |
| | | BALL TARGET | 1 |
| CLIMBING ROPE SUPPORT | | 1 | |
| POWER JOINT | | 1 | |
| BATTLE ROPE HOOK | | 1 | |
| BAR STORAGE | | 1 | |
| INCLINED SCALE | | 1 | |
| LATERAL FAT BAR | | 2 | |
| DISK HOLDERS | | 16 | |
| OTHER | | RACKS FOR FUNCTIONAL ACCESSORIES | 6 |
| | HORIZONTAL CONNECTION LADDER | 1 | |
| | INCLINED CONNECTION LADDER | 1 | |
| | HORIZONTAL CONNECTION CROSSBAR L.2976 | 0 | |



*BARBELLS AND FUNCTIONAL ACCESSORIES NOT INCLUDED

INCLUDED ELEMENTS

| TYPE | DESCRIPTION | Q.TY | |
|-----------------------|---------------------------------------|----------------------------------|---|
| MOBILE MODULES | SINGLE BARBELL HOOK | 2 | |
| | SINGLE SAFETY STOP | 2 | |
| | JAMMER | 1 | |
| | SQUAT LUNGE | 1 | |
| | COMBO TWIST | 1 | |
| | DIPS | 1 | |
| | STEP-UP BOARD | 1 | |
| | ADJUSTABLE CROSSBAR | 1 | |
| | FIXED MODULES | PUNCHING BAG SUPPORT | 1 |
| | | BALL TARGET | 1 |
| CLIMBING ROPE SUPPORT | | 1 | |
| POWER JOINT | | 1 | |
| BATTLE ROPE HOOK | | 1 | |
| BAR STORAGE | | 1 | |
| INCLINED SCALE | | 1 | |
| LATERAL FAT BAR | | 2 | |
| DISK HOLDERS | | 16 | |
| OTHER | | RACKS FOR FUNCTIONAL ACCESSORIES | 6 |
| | HORIZONTAL CONNECTION LADDER | 0 | |
| | INCLINED CONNECTION LADDER | 1 | |
| | HORIZONTAL CONNECTION CROSSBAR L.2976 | 1 | |



*BARBELLS AND FUNCTIONAL ACCESSORIES NOT INCLUDED

DFC 184 RIG

1DFC003*



DFC WALL MOUNTED

1DFC004*



DIMENSIONS

| | | | | | | | |
|---|--------|----|--------|---------------------------|--------|----------|--------------|
| W | 420 cm | H | 410 cm | Surface | 34 sqm | Delivery | Disassembled |
| L | 800 cm | Wt | 850 kg | Suggested workout surface | 60 sqm | | |

DIMENSIONS

| | | | | | | | |
|---|--------|----|--------|---------------------------|--------|----------|--------------|
| W | 250 cm | H | 410 cm | Surface | 22 sqm | Delivery | Disassembled |
| L | 900 cm | Wt | 620 kg | Suggested workout surface | 45 sqm | | |

INCLUDED ELEMENTS

| TYPE | DESCRIPTION | Q.TY | |
|----------------|--|-----------------------|---|
| MOBILE MODULES | SINGLE BARBELL HOOK | 2 | |
| | SINGLE SAFETY STOP | 2 | |
| | JAMMER | 1 | |
| | SQUAT LUNGE | 1 | |
| | COMBO TWIST | 1 | |
| | DIPS | 1 | |
| | STEP-UP BOARD | 1 | |
| | ADJUSTABLE CROSSBAR | 1 | |
| | FIXED MODULES | PUNCHING BAG SUPPORT | 1 |
| | | BALL TARGET | 1 |
| | | CLIMBING ROPE SUPPORT | 1 |
| | | POWER JOINT | 1 |
| | | BATTLE ROPE HOOK | 1 |
| BAR STORAGE | | 1 | |
| INCLINED SCALE | | 1 | |
| OTHER | LATERAL FAT BAR | 2 | |
| | DISK HOLDERS | 16 | |
| | RACKS FOR FUNCTIONAL ACCESSORIES | 0 | |
| | HORIZONTAL CONNECTION LADDER | 1 | |
| | HORIZONTAL CONNECTION CROSSBAR L.2976" | 0 | |



*BARBELLS AND FUNCTIONAL ACCESSORIES NOT INCLUDED

INCLUDED ELEMENTS

| TYPE | DESCRIPTION | Q.TY | |
|----------------|--|-----------------------|---|
| MOBILE MODULES | SINGLE BARBELL HOOK | 2 | |
| | SINGLE SAFETY STOP | 2 | |
| | JAMMER | 1 | |
| | SQUAT LUNGE | 1 | |
| | COMBO TWIST | 1 | |
| | DIPS | 1 | |
| | STEP-UP BOARD | 1 | |
| | ADJUSTABLE CROSSBAR | 1 | |
| | FIXED MODULES | PUNCHING BAG SUPPORT | 1 |
| | | BALL TARGET | 1 |
| | | CLIMBING ROPE SUPPORT | 1 |
| | | POWER JOINT | 1 |
| | | BATTLE ROPE HOOK | 1 |
| BAR STORAGE | | 1 | |
| INCLINED SCALE | | 1 | |
| OTHER | LATERAL FAT BAR | 0 | |
| | DISK HOLDERS | 0 | |
| | RACKS FOR FUNCTIONAL ACCESSORIES | 0 | |
| | HORIZONTAL CONNECTION LADDER | 0 | |
| | HORIZONTAL CONNECTION CROSSBAR L.2976" | 0 | |



*BARBELLS AND FUNCTIONAL ACCESSORIES NOT INCLUDED

DFC CUSTOM VERSIONS

BUILT UP YOUR PERSONAL FUNCTIONAL CAGE

Infinite possibilità di personalizzazione. Panatta dà l'opportunità di costruire una Dynamic Functional Cage personalizzata in funzione dello spazio a disposizione e del tipo di allenamento che il cliente vorrà fare.

Unlimited possibilities of customization. Panatta gives the possibility to set up a customized DFC based on the available space and the type of training according to the client's needs.

EXAMPLES OF DFC CUSTOM VERSIONS

The weight of the following custom DFC doesn't include the functional accessories and barbells.

CUSTOM BLOCKS



184 ELITE BLOCK CUSTOM
Surface 8 sqm Wt 420 kg



136 EDGE BLOCK CUSTOM
Surface 5,5 sqm Wt 355 kg



184 RIG BLOCK CUSTOM
Surface 6,5 sqm Wt 280 kg



WALL MOUNTED BLOCK CUSTOM
Surface 3,5 sqm Wt 120 kg

CUSTOM BLOCKS WITH ELEMENTS



STARTING CUSTOM BLOCK: 184 ELITE
Surface 18,5 sqm Wt 690 kg



STARTING CUSTOM BLOCK: 184 RIG
Surface 10 sqm Wt 480 kg



GROUND VERSION
Surface 29 sqm Wt 1075 kg



WALL MOUNTED VERSION
Surface 15,5 sqm Wt 280 kg



WALL MOUNTED VERSION WITH RACKS
Surface 8,5 sqm Wt 470 kg



STARTING CUSTOM BLOCK: 136 EDGE
Surface 16 sqm Wt 485 kg



STARTING CUSTOM BLOCK: WALL MOUNTED
Surface 6,5 sqm Wt 180 kg

LINKED CUSTOM BLOCKS WITH ELEMENTS



STARTING CUSTOM BLOCKS: n.3 184 RIG
Surface 30,5 sqm Wt 1040 kg



STARTING CUSTOM BLOCKS: n.2 136 EDGE
Surface 12,5 sqm Wt 680 kg



STARTING CUSTOM BLOCKS: n.3 WALL MOUNTED
Surface 14 sqm Wt 420 kg



STARTING CUSTOM BLOCKS: n.1 184 ELITE AND n.1 184 RIG
Surface 23,5 sqm Wt 790 kg

COMPLETELY CUSTOM

DFC / BLOCKS

ELITE BLOCK

DFC / CUSTOM
1DFC1



DIMENSIONS
W 133,5 cm H 237 cm the dimensions change depending
L 227 cm Wt 345 kg on the choice of the features.

RIG BLOCK

DFC / CUSTOM
1DFC3



DIMENSIONS
W 133,5 cm H 237 cm the dimensions change depending
L 201,5 cm Wt 230 kg on the choice of the features.

EDGE BLOCK

DFC / CUSTOM
1DFC2



DIMENSIONS
W 133,5 cm H 237 cm the dimensions change depending
L 148 cm Wt 280 kg on the choice of the features.

WALL MOUNTED BLOCK

DFC / CUSTOM
1DFC4



DIMENSIONS
W 133,5 cm H 237,5 cm the dimensions change depending
L 119 cm Wt 105 kg on the choice of the features.

DFC / STRUCTURAL ELEMENTS

4GRDFC16

COLUMN WITHOUT SHEET METAL



DIMENSIONS
W 19 cm H 237 cm
L 15,5 cm Wt 20 kg

7STDFC017V

LOWER STRUCTURAL CROSSBAR L 720



DIMENSIONS
W 72 cm H 10 cm
L 8 cm Wt 4 kg

7STDFC020V

HIGHER STRUCTURAL CROSSBAR L 400



DIMENSIONS
W 40 cm H 14 cm
L 8 cm Wt 3 kg

7STDFC047V

STRUCTURAL CROSSBAR FOR SCALE



DIMENSIONS
W 106,5 cm H 14 cm
L 8 cm Wt 6 kg

4GRDFC16DX

RIGHT COLUMN WITH SHEET METAL



DIMENSIONS
W 19 cm H 237 cm
L 15,5 cm Wt 38 kg

7STDFC019V

HIGHER STRUCTURAL CROSSBAR L 720



DIMENSIONS
W 72 cm H 14 cm
L 8 cm Wt 4 kg

7STDFC046V

LOWER STRUCTURAL CROSSBAR L 1680



DIMENSIONS
W 168 cm H 10 cm
L 8 cm Wt 9 kg

7STDFC026V

SINGLE CROSSBAR



DIMENSIONS
W 106,5 cm H 14 cm
L 8 cm Wt 4 kg

4GRDFC16SX

LEFT COLUMN WITH SHEET METAL



DIMENSIONS
W 19 cm H 237 cm
L 15,5 cm Wt 38 kg

7STDFC018V

LOWER STRUCTURAL CROSSBAR L 400



DIMENSIONS
W 40 cm H 10 cm
L 8 cm Wt 3 kg

7STDFC033V

HIGHER STRUCTURAL CROSSBAR L 1680



DIMENSIONS
W 168 cm H 14 cm
L 8 cm Wt 9 kg

4GRDFC25

COMPOUND CROSSBAR WITH SHEATH



DIMENSIONS
W 106,5 cm H 30 cm
L 43 cm Wt 19 kg

DFC / STRUCTURAL ELEMENTS

DFC / MOBILE PANATTA MODULES



7STDFC027V
TRIANGULAR CROSSBAR



DIMENSIONS
W 106,5 cm H 40 cm
L 36,5 cm Wt 17 kg

4GRDFC40
MULTI-GRIP CROSSBAR



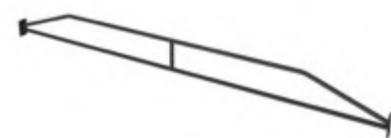
DIMENSIONS
W 110,5 cm H 12 cm
L 27,5 cm Wt 12 kg

7STDFC024V
RACK KETTLEBELL



DIMENSIONS
W 106,5 cm H 12 cm
L 24 cm Wt 12 kg

7STDFC036V
LINK WITH LONG CROSSBAR L 2976



DIMENSIONS
W 297,6 cm H 29 cm
L 8 cm Wt 16 kg

7STDFC041V
PULL-UP BALL CROSSBAR



DIMENSIONS
W 106,5 cm H 14 cm
L 39,5 cm Wt 17 kg

7STDFC021V
LINK CROSSBAR



DIMENSIONS
W 106,5 cm H 30 cm
L 8 cm Wt 10 kg

4GRDFC34
LINK WITH HORIZONTAL SCALE



DIMENSIONS
W 301,6 cm H 21 cm
L 68,5 cm Wt 45 kg

7STDFC039V
LINK WITH SHORT CROSSBAR L 1716



DIMENSIONS
W 171,6 cm H 14 cm
L 8 cm Wt 5 kg

4GRDFC37
DOUBLE DIAMETER CROSSBAR



DIMENSIONS
W 110,5 cm H 8 cm
L 27,5 cm Wt 9 kg

7STDFC023V
RACK BALL



DIMENSIONS
W 106,5 cm H 12 cm
L 24 cm Wt 8 kg

4GRDFC35
LINK WITH INCLINED SCALE



DIMENSIONS
W 301,6 cm H 58 cm
L 68,5 cm Wt 46 kg

4GRDFC12
WALL FIXING KIT



DIMENSIONS
W 17 cm H 15 cm
L 0,8 cm Wt 2 kg

4GRDFC10
SINGLE BARBELL HOOK



DIMENSIONS
W 8 cm H 22 cm
L 19 cm Wt 2,5 kg

4GRDFC3
SQUAT LUNGE MODULE



DIMENSIONS
W 140 cm H 70,5 cm
L 132 cm Wt 56 kg

4GRDFC4
STEP-UP BOARD MODULE



DIMENSIONS
W 74 cm H 30 cm
L 74,5 cm Wt 17 kg

4GRDFC11
SINGLE SAFETY STOP



DIMENSIONS
W 8 cm H 25 cm
L 61 cm Wt 6,5 kg

4GRDFC5
COMBO TWIST MODULE



DIMENSIONS
W 160 cm H 133 cm
L 125 cm Wt 64 kg

4GRDFC7
ADJUSTABLE CROSSBAR MODULE



DIMENSIONS
W 118,5 cm H 13,5 cm
L 11 cm Wt 5 kg

4GRDFC6
JAMMER MODULE



DIMENSIONS
W 142 cm H 105 cm
L 66 cm Wt 52 kg

4GRDFC9
DIPS MODULE



DIMENSIONS
W 64 cm H 30 cm
L 73,5 cm Wt 7 kg



DFC / FIXED PANATTA MODULES

154

FUNCTIONAL - DFC CUSTOM



4GRDFC31

PUNCHING BAG MODULE



DIMENSIONS

W 8 cm H 56,5 cm
L 84,5 cm Wt 9 kg

4GRDFC29

POWER JOINT MODULE



DIMENSIONS

W 8 cm H 14 cm
L 55 cm Wt 6 kg

4GRDFC030

INCLINED SCALE MODULE



DIMENSIONS

W 122,5 cm H 110 cm
L 102,5 cm Wt 30 kg

4GRIS17

DISK HOLDER



DIMENSIONS

W 7,5 cm H 7,5 cm
L 16 cm Wt 0,4 kg

4GRDFC38

BALL TARGET MODULE



DIMENSIONS

W 30 cm H 109,5 cm
L 16,5 cm Wt 11 kg

7STDFC028V

BATTLE ROPE HOOK MODULE



DIMENSIONS

W 8 cm H 14 cm
L 10 cm Wt 1 kg

4GRDFC32

LATERAL FAT BAR - DFC 184 RIG



DIMENSIONS

W 144 cm H 23,5 cm
L 33 cm Wt 6,5 kg

4GRDFC42

CLIMBING ROPE MODULE



DIMENSIONS

W 11 cm H 208 cm
L 113 cm Wt 22,5 kg

4GRDFC47

BAR STORAGE MODULE



DIMENSIONS

W 28 cm H 5 cm
L 10 cm Wt 1,5 kg

7STDFC044V

LATERAL FAT BAR - DFC 184 ELITE/136 EDGE



DIMENSIONS

W 123 cm H 26 cm
L 33 cm Wt 6 kg



FUEL GYM
FITNESS CLUB
AUSTRALIA


PANATTA INSIDE

Inside nasce con l'obiettivo di consentire all'utente e al trainer la più vasta gamma di esercizi possibile nei più diversi campi di applicazione: functional, isotonico tradizionale, preparazione atletica, riabilitazione, posturale. L'estrema versatilità e le innumerevoli funzionalità dell'attrezzo ne fanno inoltre strumento ideale per l'attività del Personal Trainer che sarà così in grado di offrire al cliente workout sempre nuovi e sempre più stimolanti.

Inside was created with the goal of allowing the user and the trainer the widest possible range of exercises in various fields of application: functional, traditional isotonic, athletic training, rehabilitation, postural. The versatility and the many features of the tool also make it ideal for the activity of the Personal Trainer who will then be able to offer customers new workout ever and increasingly challenging.

n° machines: 1 + 3 external tools

Find more



FR. Inside a été fondée dans le but d'assurer à l'utilisateur et à l'entraîneur le plus large éventail possible d'exercices dans divers domaines d'application: fonctionnel, isotonique traditionnel, préparation athlétique, réhabilitation, exercices posturaux. La polyvalence et les nombreuses fonctionnalités de l'outil rendent cette machine un instrument idéal pour l'activité de l'entraîneur étant en mesure d'offrir aux clients des workout tout neufs d'entraînement et stimulants.

ES. Inside se fundó con el objetivo de permitir al usuario y al entrenador el mayor número posible de ejercicios en diversos campos de aplicación: funcional, isotónico tradicional, preparación atlética, rehabilitación, postural. La extrema versatilidad y las innumerables funcionalidades de la máquina, la convierten en un instrumento ideal para la actividad del entrenador personal, el cual será capaz de ofrecer a los clientes un workout siempre nuevo y cada vez más estimulante.

DE. Inside entsteht mit dem Ziel, dem Benutzer und dem Trainer die größt mögliche Palette an Übungen in den unterschiedlichsten Anwendungsbereichen zu ermöglichen: funktionell, isotonisch traditionell, athletische Vorbereitung, posturale Rehabilitation. Die extreme Vielseitigkeit und die unzähligen Funktionen machen dieses Gerät außerdem zum idealen Instrument für die Aktivitäten des Personal Trainers, der so seinem Kunden stets neue und immer stimulierendere Work-outs bieten kann.

RU. Inside был создан с целью предоставить возможность, как пользователю, так и тренеру выполнять широкий спектр упражнений в зависимости от потребностей: функциональной, традиционно силовой, спортивной тренировки, реабилитации, коррекции осанки. Универсальность и многие другие особенности этого тренажера делают его идеальным для персональных тренеров, которые смогут предложить клиентам новые упражнения со все более разнообразными задачами.

AR.

INSIDE موضوعة بهدف السماح للمستخدم والمدرّب على أوسع نطاق ممكن من التدريبات في مختلف مجالات التطبيق: فعالة، قوة تقليدية، والإعداد الرياضي، وإعادة التأهيل، الوضعي. الإمكانيات والفعاليات المتعددة للجهاز يجعله مثالي لأنشطة المدرّب الشخصي الذي بدوره سيقدّم للزبون تمارين جديدة ومنتشقة.

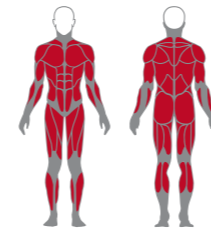
INSIDE

YOUR FUNCTIONAL FREEDOM




INSIDE

- 11N101 INSIDE
- 11N201 INSIDE - PULL BENCH
- 11N202 INSIDE - PUSH BENCH
- 11N203 INSIDE - STEP
- 11N301 INSIDE - RACK
- 11N401 EDUCATIONAL KIT



INSIDE YOUR TRAINING

THE RIGHT TRAINING FOR EVERYONE



1 / FUNCTIONAL 2 / STRENGTH 3 / SPORT 4 / REHAB 5 / POSTURAL

INSIDE YOUR FREEDOM

FREE TO CHOOSE HOW TO WORKOUT



1 / SINGLE 2 / DOUBLE 3 / SMALL GROUP 4 / CIRCUIT

INSIDE YOUR SPACE

MAXIMUM IN MINIMUM SPACE

3 SOLUTIONS IN 1

- + dual adjustable pulley
- + cable crossover
- + single cable machines

3 EXTERNAL TOOLS

Pull bench Step Push bench

FULL OPTIONAL WALL

- 2 combo dual handgrips
- swing bar
- straight bar
- curl bar
- waist belt
- triceps rope
- pressdown bar
- multi exercise bar

MORE THAN 300 EXERCISES

EDUCATIONAL KIT
Users guide + Interactive DVD



| | | | |
|-----------------------|-------------|-------------------------|---|
| DIMENSIONS | LOAD | CABLE LENGTH 4 M | EASY STEP |
| W 93 cm H 228 cm | Std 120 kg | 1:4 RATIO | 2 DOCKS FOR SUSPENSION TRAINING ACCESSORIES |
| L 174 cm Wt 610 kg | Opt 150 kg | COMBO DUAL HANDGRIPS | |

Dual Adjustable Pulley

DUAL ADJUSTABLE PULLEY

Attrezzo versatile e di facile uso consente di eseguire vari tipi di allenamento: functional training, preparazione atletica, riabilitazione e ginnastica posturale. Grazie alle regolazioni in altezza ed allo snodo free motion 360° si adatta a qualsiasi tipologia di utente.

Versatile and easy equipment, allows the user to perform various types of exercise: functional training, athletic training, rehabilitation and postural training. Thanks to the height adjustments and to the free motion joint 360° the equipment fits to any type of user.

n° machines: 2

Find more



FR. Machine électorique et facile à utiliser permettant d'exécuter différentes typologies d'entraînement: functional training, préparation athlétique, rééducation et gymnastique posturale. Grâce aux réglages en hauteur et au dénouement free motion 360° elle s'adapte à tout type d'usager.

ES. Máquina versátil y de utilizar sencillo que permite ejecutar varios ejercicios de entrenamiento: functional training, preparación atlética, rehabilitación y gimnástica postural. Gracias a los ajustes en altura y a la junta free motion 360° se adapta a toda tipología de usuario.

DE. Ein vielseitiges und leichtbenutzbares Trainingsgerät. Damit lassen sich fachspezifisches Training, athletische Vorbereitung, Rehabilitation und alle weiteren Turnübungen ausführen. Dank optimalen Einstellungsmöglichkeiten der Höhe und Kugelgelenke passt sich der Trainingsapparat zu 360° an sämtliche Bedürfnisse der Benutzer an.

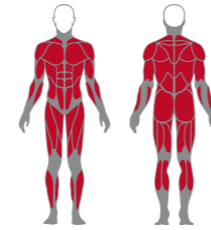
RU. Универсальный тренажёр, простой в использовании, позволяющий выполнять различные виды тренировок: функциональный фитнес-тренинг, спортивные тренировки, восстановительная и постуральная гимнастика. Благодаря регулировке по высоте и шарниру, свободно вращающемуся на 360°, он легко подстраивается под любого пользователя.

AR.

موضوعة بهدف السماح للمستخدم والمدرّب على أوسع نطاق ممكن من التدريبات في مختلف مجالات التطبيق: فعالة، قوة تقليدية، والإعداد الرياضي، وإعادة التأهيل، الوضعي، الإمكانات والفعاليات المتعددة للجهاز يجعله مثالي لأنشطة المدرّب الشخصي الذي بدوره سيقدّم للزبون تمارين جديدة ومنتشقة.

DUAL ADJUSTABLE PULLEY

1FE123 FULL VERSION
1FE122 SMART VERSION



BIOMECHANICS

VERSATILE AND EASY EQUIPMENT



WALL - SMART VERSION



JOINT FREE MOTION 360°



DYNAMIC REGULATION SYSTEM

MORE THAN 200 EXERCISES

VARIOUS TYPES OF TRAINING



1 / UPPER



2 / LOWER



3 / CORE



4 / SPORT

FULL VERSIONS

FULL OPTIONAL WALL

DESCRIPTIVE TABLE

+ 16 movements



8 ACCESSORIES

- ▶ 2 combo dual handgrips
- ▶ swing bar
- ▶ waist bar
- ▶ curl bar
- ▶ straight bar
- ▶ triceps rope
- ▶ multi-exercise bar
- ▶ pressdown bar



FULL VERSION

SMART VERSION

DIMENSIONS (machine)

W 149 cm H 236 cm
L 119 cm Wt 400 kg

2 INDEPENDENT WEIGHT COLUMNS

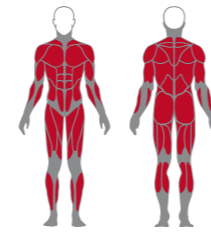
Std single column 100 kg - total 200 kg
Opt single column 120 kg - total 240 kg

SPECIFICATION

Warranty 7 years

DUAL ADJUSTABLE PULLEY SPECIAL

1FE122SR



DIMENSIONS (machine)

W 135 cm H 230 cm
L 190 cm Wt 425 kg

2 INDEPENDENT WEIGHT COLUMNS

Std 100 kg
Opt 120 kg

SPECIFICATION

Warranty 7 years

CWHITE
VIP PERSONAL TRAINING STUDIO
FRANCE



Worldwide Fitness Company

Flexibility

PANATTA FLEXIBILITY

Le panche stretching FLEXOR and EXTENSOR nascono da attente ricerche con l'intento di fornire al praticante di qualsiasi livello un supporto valido e funzionale per la pratica degli esercizi di flessibilità.

FLEXOR and EXTENSOR stretching benches come from careful research with the intent to provide the user of any level, a valid and functional support for the practice of flexibility exercises.

FR. Les bancs stretching FLEXOR et EXTENSOR issus de la recherche minutieuse dans le but de fournir à l'utilisateur de tout niveau, un support valide et fonctionnel pour la pratique d'exercices de flexibilité.

ES. Los bancos stretching, FLEXOR y EXTENSOR, provienen de investigaciones cuidadosas con la intención de proporcionar al practicante de cualquier nivel, un soporte válido y funcional para la práctica de ejercicios de flexibilidad.

DE. Die Stretching-Bänke FLEXOR und EXTENSOR entstehen durch sorgfältige Forschung mit der Absicht, dem Benutzer jede Art von wertvoller und funktionaler Unterstützung für die Ausübung der Flexibilitätsübungen zu bieten.

RU. Скамьи для растяжки FLEXOR и EXTENSOR созданы после тщательных исследований в стремлении предоставить пользователю любого уровня существенную и эффективную поддержку в выполнении упражнений на развитие гибкости.

AR.

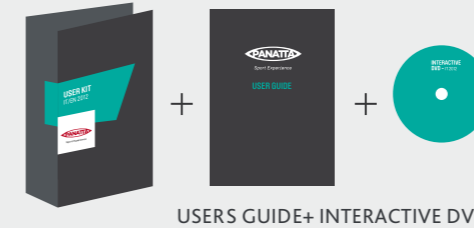
مقاعد الـ FLEXOR و EXTENSOR تأتي من بحوث دقيقة لتقديم للممارس من أي مستوى كان، دعم فعال لممارسة تمارين المرونة.

DESIGN
& MADE
INITALY

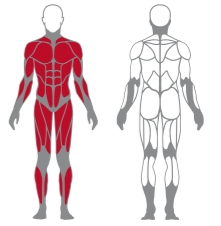
STRETCHING FLEXOR BENCH

BENCHES
1FE261

EDUCATIONAL KIT



USERS GUIDE+ INTERACTIVE DVD



169

STRETCHING - FLEXIBILITY



DIMENSIONS

W 149 cm H 104 cm L 76 cm Wt 75 kg

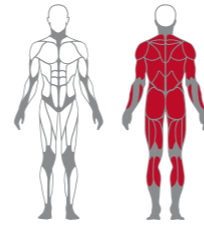
OPTIONAL

1FE401 - educational kit




STRETCHING EXTENSOR BENCH

BENCHES
1FE260



EDUCATIONAL KIT



USERS GUIDE+ INTERACTIVE DVD

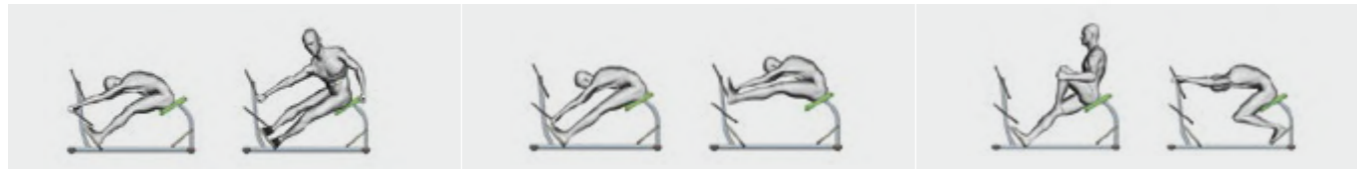


DIMENSIONS

W 149 cm H 92 cm L 73 cm Wt 67 kg

OPTIONAL

1FE401 - educational kit





Worldwide Fitness Company



PANATTA KIDS SYSTEM


ENERGIA, GIOCO, SPORT E DIVERTIMENTO

Formula originale per far divertire i bambini, facendogli recuperare l'opportunità di fare sport in funzione di una crescita armonica. Ambiente stimolante e divertenti attrezzature permettono di eseguire, in massima sicurezza, dei percorsi di apprendimento motorio sottoforma di gioco, nel rispetto della creatività del fanciullo.

ENERGY, PLAY, SPORT AND FUN

An original formula geared towards fun that gives children the opportunity to do sport to ensure their harmonious growth. A stimulating environment and fun-to-use equipment that allow children to engage in motor learning activity in the form of play, fully respecting the child creativity.

Find more



FR. ENERGIE, JEU, SPORT et DIVERTISSEMENT

Formule originale pour amuser les enfants, tout en leur donnant l'opportunité de faire du sport en fonction d'une croissance harmonieuse. Un environnement stimulant et des appareils amusants permettent d'effectuer, en toute sécurité, des parcours d'apprentissage moteur sous forme de jeu, tout en respectant la créativité de l'enfant.

ES. ENERGÍA, JUEGO, DEPORTE y DIVERSIÓN

Original fórmula para asegurar la diversión de los niños, permitiéndoles recuperar la oportunidad de hacer deporte para un crecimiento armónico. Ambiente estimulante y divertidos equipamientos permiten efectuar, con la máxima seguridad, recorridos de aprendizaje motor en forma de juego, respetando la creatividad del niño.

DE. ENERGIE, SPIEL, SPORT und SPASS

Originelle Formel, mit der Kindern auf spielerische Weise die Möglichkeit zum Betreiben von Sport als Unterstützung ihres harmonischen Wachstums gegeben wird. In anregender Umgebung können an unterhaltsamen Geräten in höchster Sicherheit motorische Lernpfade in spielerischer Form unter Wahrung der Kreativität des Kindes unternommen werden.

RU. ЭНЕРГИЯ, ИГРА, СПОРТ и РАЗВЛЕЧЕНИЕ

Оригинальная формула для развлечения детей, предоставляющая им возможность заниматься спортом в соответствии с гармоничным ростом. Стимулирующая среда и интересное оборудование дают им возможность в максимальной безопасности выполнять двигательные упражнения в игровой форме, с учётом творческих способностей ребёнка.

AR.

طاقة ولعب ورياضة ولهو
صيغة أصلية للهو الأطفال. وتمكينهم من استعادة فرصة ممارسة الرياضة حسب النمو المتناسق. بيئات مشجعة ومعدات مرحة. تسمح من تنفيذ مسارات تعلم الحركة عن طريق اللعب وضمن احترام إبداع الطفل.

DESIGN
& MADE
INITALY

PANG MACHINE

1KD1



| | | | |
|-------------------|----------|-------------|--|
| DIMENSIONS | | LOAD | |
| W 85 cm | H 150 cm | Std 25 kg | |
| L 180 cm | Wt 97 kg | | |

KITO MACHINE

1KD2



| | | | |
|-------------------|----------|-------------|--|
| DIMENSIONS | | LOAD | |
| W 85 cm | H 150 cm | Std 25 kg | |
| L 180 cm | Wt 85 kg | | |

YUMI MACHINE

1KD5



| | | | |
|-------------------|----------|--|--|
| DIMENSIONS | | | |
| W 65 cm | H 95 cm | | |
| L 100 cm | Wt 25 kg | | |

ALEX RUNNER

1KD6



| | | | |
|-------------------|----------|--|--|
| DIMENSIONS | | | |
| W 70 cm | H 110 cm | | |
| L 170 cm | Wt 50 kg | | |

MAX MACHINE

1KD3



| | | | |
|-------------------|----------|-------------|--|
| DIMENSIONS | | LOAD | |
| W 85 cm | H 150 cm | Std 25 kg | |
| L 185 cm | Wt 95 kg | | |

LUIZ MACHINE

1KD4



| | | | |
|-------------------|-----------|-------------|--|
| DIMENSIONS | | LOAD | |
| W 75 cm | H 150 cm | Std 25 kg | |
| L 220 cm | Wt 105 kg | | |

CLIMBER

1KD7



| | | | |
|-------------------|----------|--|--|
| DIMENSIONS | | | |
| W 110 cm | H 182 cm | | |
| L 110 cm | Wt 70 kg | | |

PUNCHING BAG

2CZ1547 PRO BAG +1KD18 KIDS SOFT BAG



| | | | |
|-------------------|------------|--|--|
| DIMENSIONS | | | |
| W 65 cm | H 170 cm | | |
| L 65 cm | Wt 15,5 kg | | |

CUBE

1KD9+1KD13 (TOOLS)



DIMENSIONS

W 82 cm H 82 cm
L 82 cm Wt 37 kg

OTHER KIDS CODES

- 1KD14 1 sqm GREEN PVC FLOOR THICKNESS 9MM - STANDARD: 42 PCS.
- 1KD16 1 sqm PLAY TRACK THICKNESS 9MM PVC: COLOUR YELLOW, ORANGE, RED, BLUE - STANDARD: 7+7+8+8 PCS.
- 1KD201 TROLLEY FOR KIDS MACHINES



WUHAN CLUB
FITNESS CLUB
CHINA



RACEWALKER

Worldwide Fitness Company

PANATTA RACE WALKER

Panatta protagonista della nuova tendenza del group training: il WALKING. Un tappeto a resistenza meccanica, stabile, compatto e dal design moderno, nato dall'esperienza Panatta. Permette di replicare il movimento naturale della camminata in modo fluido e sicuro.

Panatta is a key player in the new trend of group training: WALKING. A mechanical resistance treadmill, stable, compact, featuring modern design, born of the experience of Panatta. Makes it possible to replicate the natural movement of walking in a fluid and safe manner.

FR. Panatta protagoniste de la nouvelle tendance du group training: le WALKING. Un tapis à résistance mécanique, stable, compact au design moderne, né de l'expérience Panatta. Il permet de répéter le mouvement naturel de la marche de façon fluide et sûre.

ES. Panatta protagonista de la nueva tendencia del entrenamiento en grupo: el WALKING. Un tapete de resistencia mecánica, estable, compacto y con un moderno diseño, nacido de la experiencia Panatta. Permite replicar el movimiento natural de caminar en manera fluida y segura.

DE. Panatta ist führend beim neuen Trend des Gruppentrainings: dem WALKING. Ein Laufband mit mechanischem Widerstand, stabil, kompakt und mit modernem Design, Frucht der Erfahrung bei Panatta. Erlaubt das Nachahmen der natürlichen Bewegung des Gehens auf flüssige und sichere Art.

RU. Panatta является лидирующей компанией, занимающейся новой тенденцией групповых тренировок: WALKING. Ковёр,

отличающийся механической прочностью, стабильностью, компактностью и современным дизайном, родился благодаря опыту, накопленному Panatta. Он позволяет повторять естественное движение ходьбы плавным и безопасным образом. Занимает мало места.

AR.

تعتبر شركة Panatta من أوائل الشركات التي تبنت الاتجاه الجديد المعروف باسم group training : الا وهو الـ WALKING. بساط ذات مقاومة ميكانيكية ومستقر وصلب وذات تصميم حديث ونابع من خبرة شركة Panatta.

DESIGN
& MADE
INITALY

RACE WALKER

1CF60



RESISTANCE ADJUSTMENT



ADJUSTMENTS



SPACE-SAVING



RACE WALKER SPECIAL

1CF61



SMARTPHONE SUPPORT



ADJUSTMENTS



SPACE-SAVING



| | | | | | | | | | | |
|----------------------------|-------|----|--------|--------------------------|--------|----|--------|--------------------------------|--|---------------------|
| DIMENSIONS (closed) | | | | DIMENSIONS (open) | | | | MACHINE WEIGHT | | 93 kg |
| W | 81 cm | H | 150 cm | W | 81 cm | H | 150 cm | TREADMILL SURFACE (LxW) | | 42x128 cm |
| L | 63 cm | Wt | 93 kg | L | 150 cm | Wt | 93 kg | AVAILABLE COLORS | | See Atelier section |

| | | | | | | | | | | |
|----------------------------|-------|----|--------|--------------------------|--------|----|--------|--------------------------------|--|---------------------|
| DIMENSIONS (closed) | | | | DIMENSIONS (open) | | | | MACHINE WEIGHT | | 90 kg |
| W | 70 cm | H | 155 cm | W | 70 cm | H | 145 cm | TREADMILL SURFACE (LxW) | | 42x128 cm |
| L | 65 cm | Wt | 90 kg | L | 155 cm | Wt | 90 kg | AVAILABLE COLORS | | See Atelier section |



Worldwide Fitness Company

AEROBIC



**BODY PUMP
PUMP RACK / SET OF WEIGHT AND BARBELLS**

PUMP RACK / 1AB309



SET OF WEIGHTS

DIMENSIONS

| | | | |
|---|--------|----|-------|
| W | 115 cm | H | 86 cm |
| L | 60 cm | Wt | 40 kg |

CODE N. WEIGHT THICKNESS DIAMETER

| | | | | |
|---------|---|------|--------|-------|
| 2CZ1265 | 2 | 5 kg | 6 cm | 25 cm |
| 2CZ1262 | 2 | 2 kg | 4,5 cm | 25 cm |
| 2CZ1261 | 2 | 1 kg | 4 cm | 25 cm |

**AEROBIC WEIGHTS
DUMBBELLS / DUMBBELLS RACK**

DUMBBELL RACK / 1AB306

STANDARD COMBINATION FOR AEROBIC DUMBBELL RACK:

| | | | |
|------|---------|---|------|
| N.60 | 2CZ1361 | > | 1 kg |
| N.20 | 2CZ1362 | > | 2 kg |
| N. 8 | 2CZ1363 | > | 3 kg |
| N. 6 | 2CZ1364 | > | 4 kg |
| N. 6 | 2CZ1365 | > | 5 kg |



DUMBBELLS RACK

| | | | |
|---|-------|----|-------|
| W | 94 cm | H | 81 cm |
| L | 48 cm | Wt | 50 kg |

DUMBBELLS Weight

| | |
|---------|------|
| 2CZ1361 | 1 KG |
| 2CZ1362 | 2 KG |
| 2CZ1363 | 3 KG |
| 2CZ1364 | 4 KG |
| 2CZ1365 | 5 KG |



LES MILLS SMARTSTEP PRO

2CZ1200



LES MILLS SMARTSTEP PRO (1 DECK + 4 RISERS)

W 106 cm H 5 cm / 15 cm with 4 risers
L 42 cm

FIT BALL

2CZ0055
2CZ0065



DIAMETER

2CZ0055 55 cm
2CZ0065 65 cm

TANNING CREAM

2CZ6



TANNING CREAM 100 gr

WALLBAR

2CZ107

2CZ108



DIMENSIONS DOUBLE MODULE 180x250 cm
DIMENSIONS SINGLE MODULE 90x250 cm

**PRO BAG
BOXING GLOVES / PRO BAG**

BOXING GLOVES /2CZ1522



PRO BAG /2CZ1541



ADJUSTMENTS 3
HEIGHT 170 CM / 185 CM / 200 CM
DIAMETER 60 CM
WEIGHT 18 KG





interior
DESIGN YOUR SPACE

Worldwide Fitness Company

INTERIOR DESIGN YOUR SPACE

Con gli arredi firmati Panatta, forme, colori e materiali definiscono ambienti piacevoli ed eleganti. In linea con le ultime tendenze di design, Panatta propone uno stile in grado di rispecchiare la filosofia del club e di generare un'immediata sensazione di comfort e praticità.

With the furnishings provided by Panatta, shapes, colours, and materials define a pleasant and elegant environment. In line with the latest design trends, Panatta proposes a style that reflects the club's philosophy and gives an immediate sensation of comfort and practicality.

FR. Avec les vestiaires signés Panatta, les formes, les couleurs et les matériaux caractérisent des environnements agréables et élégants. Dans la ligne des dernières tendances du design, Panatta propose un style qui reflète la philosophie du club et qui génère une sensation immédiate de confort et un caractère fonctionnel.

ES. Con las decoraciones de la marca Panatta las formas, los colores y los materiales definen ambientes placenteros y elegantes. En línea con las últimas tendencias de diseño, Panatta propone un estilo capaz de reflejar la filosofía del club y generar una inmediata sensación de comodidad y practicidad.

DE. Mit Einrichtungen aus dem Hause Panatta werden durch Formen, Farben und Materialien angenehme und elegante Räume definiert. Entsprechend der neuesten Designtrends bietet Panatta einen Stil, der die Philosophie des Clubs widerspiegelt und sofort das Gefühl von Komfort und Zweckmäßigkeit erzeugt.

RU. Созданный компанией Panatta интерьер, формы, цвета и материалы придают помещениям приятный вид и элегантность. В соответствии с последними тенденциями дизайна компания Panatta предлагает стиль, который может отразить философию клуба и сразу же создать чувство комфорта и практичности.

AR. الأشكال والألوان والمواد تحدد معالم البيئات الممتعة والأنيقة من خلال الأثاث الذي يحمل ماركة Panatta. قامت شركة Panatta، انطلاقاً من الاتجاهات الأخيرة للتصميم، بعرض طراز جديد قادر على تلبية فلسفة النادي وخلق إحساس فوري بالراحة والعملية.

DESIGN
& MADE
INITALY

HALF-DOOR LOCKERS / ARMADIETTI

HORIZONTAL CUT / ANTA CORTA

2AS101

2AS102



TWO SECTIONS

FOUR SECTIONS

HALF-DOOR LOCKERS / ARMADIETTI

"S" CUT / TAGLIO AD "S"

2AS001

2AS002



TWO SECTIONS

FOUR SECTIONS

FULL-DOOR LOCKERS / ARMADIETTI

FULL-DOOR LOCKERS / ANTA LUNGA

2AS201

2AS202



ONE SECTION

TWO SECTIONS

CORNER LOCKERS / ARMADIETTI

CORNER

2AS051



BENCHES / PANCHE

SMART VERSION / VERSIONE SMART

- 2AS011 (1M)
- 2AS013 (2M)
- 2AS011 + 2AS011 (1M)
- 2AS013 + 2AS013 (2M)



FRONT FRONT + BACK

BENCHES / PANCHE

FULL VERSION / VERSIONE FULL

- 2AS010 (1M)
- 2AS012 (2M)
- 2AS010 + 2AS010 (1M)
- 2AS012 + 2AS012 (2M)



FRONT FRONT + BACK

SECURITY BOXES

CRASH HELMET HOLDER / PORTACASCHI

- 2AS007
- 2AS008



SINGLE MODULE DOUBLE MODULE

SECURITY BOXES

STORAGE BOX FOR VALUABLE ITEMS / PORTAVALORI

- 2AS004
- 2AS005



SINGLE MODULE DOUBLE MODULE

MIRRORS / SPECCHI

- 2AS053
- 2AS052



MIRROR UNIT MIRROR


MIRRORS / SPECCHI

- 2AS054



MIRROR

LOCKING SYSTEM / TIPOLOGIA DI CHIUSURA



PADLOCK LOCKING SYSTEM / CHIUSURA A LUCCHETTO
Other locking systems availables on demand / optional



COMPARATIVE TABLE



| TYPE TIPOLOGIA | Half-door Anta corta | | "S" shaped cut Anta ad S | | Full-door Anta lunga | | Corner lockers Angoliera | Storage box Portavalori | Helmet holder Portacaschi | Mirror Specchiera | Mirror unit Mob. Spec. |
|---------------------------------------|-------------------------|---------|-----------------------------|---------|-------------------------|---------|-----------------------------|----------------------------|------------------------------|----------------------|---------------------------|
| Length Lunghezza (cm) | 40 | 80 | 46,5 | 90,5 | 40 | 80 | 84 | 37,5 73 | 37,5 73 | 80 | 80 |
| Height Altezza (cm) | 200 | 200 | 200 | 200 | 200 | 200 | 200 | 162 162 | 162 162 | 192 | 200 |
| Depth Profondità (cm) | 56 | 56 | 56 | 56 | 56 | 56 | 84 | 39 39 | 39 39 | | 54,5 |
| Diagonal Diagonale (cm) | | | | | | | 99 | | | | |
| Thickness Spessore (cm) | | | | | | | | | | 1,8 | |
| Modules Moduli | 2 | 4 | | 4 | 1 | 2 | | 10 20 | 5 10 | | |
| Shelf Mensola | | X | X | X | X | X | | | | X | X |
| Electrical outlet Attacco corrente | | | | | | | | | | | X |
| Interruttore | | | | | | | | | | | X |
| Faretti | | | | | | | | | | | 2 |
| Code Codice | 2AS101L | 2AS102L | | 2AS002L | | 2AS202L | 2AS051L | 2AS004L 2AS005L | 2AS007L 2AS008L | 2AS052 | 2AS053 |



| TYPE TIPOLOGIA | Smart Smart | | | | Full Full | | | |
|-------------------|-----------------|----------------------------|-----------------|----------------------------|-----------------|----------------------------|-----------------|----------------------------|
| Modules Modulo | front fronte | front/back fronte/retro | front fronte | front/back fronte/retro | front fronte | front/back fronte/retro | front fronte | front/back fronte/retro |
| Length (cm) | 103 | 103 | 201 | 201 | 103 | 103 | | 201 |
| Height (cm) | 45,5 | 45,5 | 45,5 | 45,5 | 179,5 | 179,5 | | 179,5 |
| Depth (cm) | 40 | 80 | 40 | 80 | 43 | 86 | | 86 |
| Code Codice | 2AS011 | 2AS011+2AS011 | | 2AS013+2AS013 | 2AS010 | 2AS010+2AS010 | | 2AS012+2AS012 |

COLOURS / COLORI

STANDARD COLOURS



Wengé Walnut Oak Larch Grey Elm Sand Anthracite Silver

OPTIONAL COLOURS (min quantity: 10 PIECES)



Pale Blue Acid Green Orange Red Fucsia





Worldwide Fitness Company

MARKETING SUPPORT

La Panatta si affianca alla progettazione del brand del vostro centro, andando poi a sviluppare tutta la comunicazione a 360 gradi! Dall'abbigliamento tecnico ai documenti promozionali (brochure, inviti ad eventi, fidelity card), fino ad arrivare alla corporate identity ed allo studio del sito internet del club.

Panatta helps to design the brand name of your centre, going on to develop all communication 360 degrees! From the tech clothing to the promotional documents (brochures, invitations to events, fidelity card), until developing corporate identity and the study of the club's internet site.

FR. La Société Panatta s'associe à la conception du brand de votre centre, en allant ensuite développer toute la communication à 360 degrés! En partant du vestimentaire technique jusqu'aux documents promotionnels (brochures, invitations aux évènements, carte fidélité), jusqu'à arriver à la corporate identity et à l'étude du site internet du club.

ES. Panatta ofrece apoyo en el proyecto de la marca de su centro y luego desarrolla toda la comunicación a 360 grados! Desde el vestuario técnico, los documentos promocionales (folletos, invitaciones a eventos, tarjetas de fidelidad) hasta las identidades corporativas y al estudio del sitio internet del club.

DE. Panatta steht Ihnen bei der Planung des Brands Ihres Zentrums zur Seite, wobei die gesamte Verbindung "rundherum" entwickelt wird! Von der technischen Kleidung bis hin zu Promotionen (Prospekte, Einladungen, Fidelity Card), um schließlich zur Corporate Identity und zum Entwurf der Website des Clubs zu gelangen.

RU. Компания Panatta поможет вам в разработке бренда вашего центра, разрабатывая связи с общественностью на 360 градусов! От профессиональной спортивной одежды до промоциональной документации (брошюры, приглашения на мероприятия, поощрительные карточки), до создания корпоративного образа и изучения Интернет сайта клуба.

AR تكمل برفقتك تصميم العلامة التجارية للمركز الخاص بك. ثم تطوير كافة الاتصالات على 360 درجة! ابتداء من الملابس التقنية إلى ملفات ومستندات الترويج (الكتيبات والدعوات لحضور المناسبات. وبطاقة الوفاء) حتى تصل إلى الهوية المؤسسية ودراسة الموقع الإلكتروني للنادي.

DESIGN
& MADE
INITALY

VISUAL

PANATTA LOGO
2CZG0004



DIMENSIONS

L 70 cm
H 16 cm

VISUAL

POSTER FREE WEIGHT
2GRHP0021




DIMENSIONS

L 100 cm
H 70 cm

VISUAL

POSTER CARDIO FITNESS
2GRHP0020




DIMENSIONS

L 100 cm
H 70 cm

VISUAL

POSTER MONOLITH
2GRHP0022



DIMENSIONS

L 70 cm
H 100 cm

VISUAL

"POWERED BY" PLATE
2CZG0002GB



MERCHANDISING

SMART T-SHIRT - MALE



M 2 CZ G0211M XL 2 CZ G0211XL
L 2 CZ G0211L XXL 2 CZ G0211XXL
XXXL 2 CZ G0211XXXL

DIMENSIONS

L 50 cm
H 30 cm

MERCHANDISING

SMART T-SHIRT - FEMALE



S 2 CZ G0209S L 2 CZ G0209L
M 2 CZ G0209M XL 2CZG0209XL

MERCHANDISING

GYM SACK
2CZG0022



INFORM STUDIO
FITNESS CLUB
BELARUS





Worldwide Fitness Company

AFTER SALE SERVICE

Affidabilità, Efficienza, Sicurezza.
Un servizio strutturato volto a garantire la soddisfazione dei nostri Clienti nel tempo.

Reliability, Efficiency, Safety.
A service designed to guarantee the constant satisfaction of our customers.

FR. Fiabilité, Efficacité, Sécurité. Un service structuré pour garantir la satisfaction de nos clients au cours du temps.

ES. Fiabilidad, eficiencia, seguridad. Un servicio estructurado dirigido a garantizar la satisfacción de nuestros clientes a lo largo del tiempo.

DE. Zuverlässigkeit, Effizienz, Sicherheit. Ein gegliederter Service zur dauerhaften Gewährleistung der Zufriedenheit unserer Kunden.

RU. Надёжность, эффективность, безопасность. Структурированная служба, направленная на гарантию удовлетворённости наших клиентов на протяжении всего времени.

AR. ثقة وكفاءة وأمان. خدمات منظّمة تهدف إلى تلبية احتياجات العملاء مع الوقت.



AFTER SALE SERVICES / SERVIZI DI ASSISTENZA

RELIABLE

Panatta is a reliable partner, supporting customers with an extensive and highly organised after-sales service network.

EFFICIENT

Panatta guarantees customers a response to their requests in 24/48 h.

SECURE

With My Panatta Card, Panatta gives customers the possibility to monitor the status of their requests in real time and to interact with the company 24/7.

INTERNATIONAL NETWORK OF AUTHORISED SERVICE CENTRES

| | | | | | | |
|---------------|--------------------|------------------|------------|---------------------|-------------|--------------|
| Albania | Canada | Greece | Arabia | Montenegro | Senegal | Turkey |
| Algeria | Chile | Holland | Kuwait | Morocco | Serbia | U.K. |
| Angola | China | Hong Kong-Macau | Latvia | Netherlands | Slovakia | Ukraine |
| Argentina | Cyprus | Hungary | Laos | New Zealand | Slovenia | Uzbekistan |
| Austria | Colombia | India | Lebanon | Norway | South Korea | U.A.E. |
| Australia | Czech Republic | Iran | Libya | Oman | Sri Lanka | U.S.A. |
| Azerbaijan | Denmark | Iraq | Lithuania | Pakistan | Spain | Vietnam |
| Bahrain | Dominican Republic | Ireland | Luxembourg | Peru | Switzerland | Volga Region |
| Belarus | Egypt | Israel | Macedonia | Poland | Syria | |
| Belgium | Estonia | Italy | Malaysia | Portugal | Tagikistan | |
| Bosnia - Herz | Finland | Jordan | Maldives | Qatar | Taiwan | |
| Brasil | France | Kazakhstan | Mauritius | Republic of Belarus | Tatarstan | |
| Bulgary | French Polynesia | Kazan | Mexico | Romania | Thailand | |
| Cambodia | Germany | Kingdom Of Saudi | Moldavia | Russian Federation | Tunisia | |



PANATTA CRM - ONLINE SUPPORT 24 HOURS
A DAY, 7 DAYS A WEEK



ONLINE SUPPORT 24
HOURS A DAY,
7 DAYS A WEEK

www.panattasport.com





Worldwide Fitness Company

PANATTA LAYOUT

Panatta, grazie ad un team dedicato di professionisti, affianca i propri clienti nello studio e progettazione degli ambienti interni, proponendo una corretta ed efficace suddivisione degli spazi in linea con le sue esigenze.

Thanks to a dedicated team of professionals, Panatta assists customers in studying and designing interior environments, proposing the best and most effective layout of the spaces for each customer's needs.

FR. Grâce à une équipe spécialisée de professionnels, Panatta aide ses clients dans la conception et la création de leurs locaux internes, en leur proposant une subdivision correcte et efficace des espaces conformément à leurs besoins.

ES. Panatta, gracias a un equipo dedicado de profesionales, ayuda a sus clientes en el estudio y elaboración de los ambientes interiores, proponiendo una correcta y eficaz división de los espacios según sus necesidades.

DE. Panatta unterstützt seine Kunden mit einem Team spezialisierter Profis bei der Entwicklung und Planung der Innenräume und schlägt eine richtige und effiziente Raumaufteilung entsprechend der Bedürfnisse vor.

RU. Благодаря состоящей из специалистов команде, компания Panatta помогает своим клиентам в разработке и проектировании внутренних помещений, предлагая правильное и эффективное разделение пространства в соответствии с собственными требованиями.

AR. تقوم شركة Panatta من خلال الاستعانة بفريق من المحترفين بمراقبة عملياتها أثناء دراسة وتصميم البيئات الداخلية. وتقدم عليهم تقسيم صحيح وفعال للمساحات ومبني على الاحتياجات المحددة للعميل.

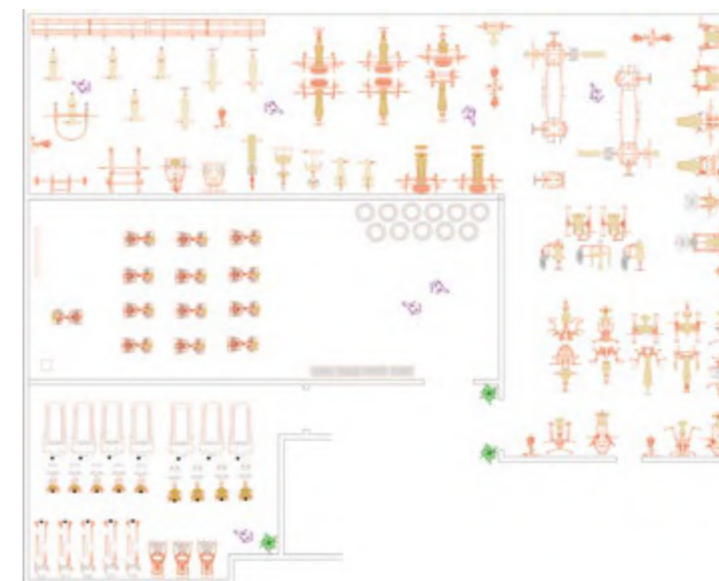
DESIGN
& MADE
INITALY

LAYOUT

3D



2D



PANATTA REFERENCES


FITNESS CENTERS, HOTEL-SPA, CORPORATE, EDUCATIONAL, MILITARY, MEDICAL REHAB, REAL ESTATE



SPORTS WORLD FITNESS CHAIN MEXICO



GOLD'S GYM FITNESS CHAIN EGYPT



THEGREEN THEORY FITNESS CHAIN ITALY



KEASYFIT FITNESS CHAIN SPAIN



Worldwide Fitness Company



PALAIS DES SPORT MÉGEVE
SPORTS
FRANCE



FITNESS STUDIO
FITNESS CENTER
NETHERLANDS



DALLAH GYM
MALE AND FEMALE
FITNESS CHAIN
QATAR



XTREME FITNESS GYM'S
FITNESS CHAIN
POLAND



Worldwide Fitness Company



ATLAS FC
FOOTBALL – PREMIER LEAGUE
MEXICO



ALESIO FITNESS
FITNESS CLUB
ALBANIA



MERIDIAN GYM
FITNESS CENTER
UNITED KINGDOM



WORLD CLASS
FITNESS CHAIN
RUSSIA



Worldwide Fitness Company



KIDZMONDO
CHILDREN'S
EDUTAINMENT CENTERS
MIDDLE EAST



RIVERSIDE HOTEL
LUXURY HOTEL
U.S.A.



PLATINUM GYMS
FITNESS CHAIN
KUWAIT



DYMATIZE ENTERPRISES
CORPORATE
U.S.A.

ATELIER PANATTA PADDINGS

THE PERFECT MACHINE

Panatta gives you the opportunity to customise your equipment, proposing over 2.000 different colour combinations (frame/padding). You will also be able to have your centre's logo embroidered onto the product, making it both unique and exclusive.



STANDARD
Single coloured padding.



EXCLUSIVE /OPTIONAL
Single coloured padding. Personalization of stitching and lateral border with the following colors: Red, Black and Silver.



ONLY BORDER /OPTIONAL
Single coloured padding. Personalization of lateral border with the following colors: Red, Black and Silver.



SPECIAL EDITION /OPTIONAL ONLY FOR MONOLITH AND INSIDE
Two kinds of black paddings. Personalization of stitching and lateral border with the following colors: Red, Black and Silver



LOGO / OPTIONAL


POSSIBILITY OF CUSTOMIZED PADDING WITH YOUR LOGO.

FRONT



LOGO ON THE FRONT PART OF THE PADDING. Max dimensions of the front logo (LxH): 14x14 cm


LATERAL



LOGO ON THE LATERAL PART OF THE PADDING. Max dimensions of the lateral logo (LxH): 20x4 cm

| CODE | TEXTURE | FRONT | LATERAL |
|------|-------------|-------|---------|
| D | STANDARD | ✓ | ✓ |
| S | SPECIAL | ⊖ | ✓ |
| A | EXCLUSIVE | ⊖ | ✓ |
| L | ONLY BORDER | ✓ | ✓ |


PADDING COLOURS




BLACK



RED



CASHMERE




RUBY



SILVER



ORANGE



BROWN



BALTIC

Other colors available on demand / optional.

FRAME COLOURS



LEG EXTENSION
 GRAPHITE FRAME
 YELLOW MOVING PARTS

- TWO OPTIONAL:**
- ✔ EXCLUSIVE PADDING
 - ✔ BICOLORED FRAME

FRAME COLOURS

STANDARD COLOURS



GRAPHITE



GLOSSY SILVER



WHITE


OPTIONAL COLOURS / 1



RED



YELLOW



GLOSSY BLACK


OPTIONAL COLOURS / 2



ORANGE




GOLD



PINK



GREEN



ONLY TRANSPARENT COATING
 ON THE FRAME

FRAME / ONE ONLY COLOUR

CHOOSE YOUR FAVORITE COLOUR

214

PANATTA - ATELLER



BICOLOURED FRAME / OPTIONAL

OPTIONAL AVAILABLE ONLY FOR MONOLITH AND FREWEIGHT LINES



**NO FRILLS
ONLY
WORKOUT**

